

# POWER SWEEP

**NINETEEN NFL POWER SWEEPS since '07**  
(ALL ★'S WINNING)

**\$10<sup>00</sup>**

www.ncsports.com

© 2013 Northcoast Sports Service

Volume 31 Issue 5

September 28, 2013

1-800-654-3448

## NFL 4★ KEYS 13-4-1 76%! L2Y! COLLEGE 4★ KEYS 3-1 TY!!! LOWEST PRICE FOR 2014 RENEWAL - SEE PG 8

NORTHCOAST SPORTS SERVICE

P.O. BOX 450829

CLEVELAND, OHIO 44145

### UPSET CORNER

FBS tms to lose to an FCS tm:  
13 (10 LY)  
Dogs of 17+ outright upsets:  
4 (8 LY)

Dogs of 10-16' outright upsets:  
6 (25 LY)  
Dogs of 7-9' outright upsets:  
7 (30 LY)

**BIGGEST UPSETS THIS SEASON**  
**NONE IN WEEK 4**

Conn-16' lost to Towson (18-33)  
WM-28' lost to Nicholls St (23-27)  
Oreg St-27 lost to E Wash (46-49)  
Temple-21 lost to Fordham (29-30)  
USF-20' lost to McNeese (21-53)  
USA-17 lost to S Utah (21-22)

USC-15' lost to Wash St (7-10)  
SDSt-14 lost to E IL (19-40)  
K-St-13' lost to NDSt (21-24)  
Indy-12' lost to Navy (35-41)  
USF-12' lost to FAU (10-28)

### OVER/UNDER NUMBERS

ATS LINE	0-2'	3-6'	7-9'	10-16'	17+	TTL		
OU's wk#4	2-1	7-9	2-1	4-3	6-9	21-23		
OU (YTD)	7-10	26-26-1	13-14	20-19-1	50-53-2	116-122-4		
Conf OU's Wk #4	0-0	5-3	0-1	2-2	1-0	8-6		
Conf OU (YTD)	0-0	7-7	6-2	3-5	2-0	18-14		
O/U LINE	U45'	45'-49'	50-54'	55-59'	60-64'	65-69'	70+	O-U
OU's wk#4	1-1	5-2	7-8	1-6	2-3	3-2	2-1	21-23
OU (YTD)	9-3-1	18-15-1	32-28	25-30-1	11-29-1	15-13	6-4	116-122-4
Conf OU's wk#4	0-0	3-0	2-0	1-4	0-2	2-0	0-0	8-6
Conf OU (YTD)	1-1	4-0	4-3	3-5	1-3	3-0	0-0	18-14

### WEEK FOUR BREAKDOWNS

#### ATS NUMBERS

LINE	0-2'	3-6'	7-9'	10-16'	17+	TTL
HF's wk#4	1-0	4-4	1-1	4-3	17-5	27-13
HF (YTD)	6-7	14-16	7-9	19-20	58-47-1	104-99-1
Conf HF's wk#4	0-0	3-1	1-0	0-1	1-0	5-2
Conf HF (YTD)	0-0	8-4	2-2	0-3	2-1	12-13
AF's wk#4	2-0	3-3	0-1	2-2	0-3	7-9
AF (YTD)	3-2	13-6	3-8	6-2-1	2-8	27-26-1
Conf AF's wk#4	0-0	2-0	1-1	2-1	0-0	5-2
Conf AF (YTD)	0-0	6-1	4-4	4-2	0-0	14-7
NF (YTD)	0-0	3-1	0-0	1-1	1-0	5-2

### ATS WINS

Maryland 4  
Toledo 4  
Washington St 4  
Wisconsin 4  
Wyoming 4

### 2013 STREAKERS

**ATS LOSSES**  
FIU 4  
N Mexico St 4  
Notre Dame 4

**OVERS**  
LSU 4  
N Mexico St 4  
Troy 4

### UNDERS

Louisiana Tech 4  
Toledo 4  
Umass 4  
W Virginia 4

### Free Plays

1-347-677-1700

### 2013 COLLEGE STANDINGS

	Ttl Off	Scr Off	Ttl Def	Scr Def	Net YPG	Avg Scr	LEADERS	Conf	SU	All	Conf	ATS	All	Conf	O/U	All
12	28	9	10	284.0	41-11	Wisconsin	1-0	3-1	1-0	4-0	1-0	4-0	1-0	2-2	1-0	2-2
28	17	46	44	157.3	45-20	Ohio St	0-0	4-0	0-0	3-1	0-0	3-1	0-0	3-1	0-0	3-1
46	55	26	39	144.0	33-19	Penn St	0-0	3-1	0-0	2-2	0-0	2-2	0-0	2-2	0-0	2-2
58	42	117	80	(55.0)	37-28	Illinois	0-0	2-1	0-0	2-1	0-0	2-1	0-0	2-1	0-0	2-1
7	6	77	82	161.7	50-29	Indiana	0-0	2-2	0-0	2-2	0-0	2-2	0-0	2-2	0-0	2-2
119	111	58	84	(105.3)	(17-29)	Purdue	0-1	1-3	0-1	1-3	1-0	1-3	1-0	2-2	1-0	2-2
53	22	45	48	103.3	43-21	LEGENDS	Conf	All	Conf	All	Conf	All	Conf	All	Conf	All
82	26	37	36	40.3	41-19	Michigan	0-0	4-0	0-0	2-2	0-0	2-2	0-0	2-2	0-0	2-2
42	21	69	63	70.3	43-25	Minnesota	0-0	4-0	0-0	3-1	0-0	3-1	0-0	3-1	0-0	3-1
55	73	28	52	123.7	27-22	Northwestern	0-0	4-0	0-0	2-2	0-0	2-2	0-0	2-2	0-0	2-2
87	50	1	12	192.7	34-12	Iowa	0-0	3-1	0-0	2-2	0-0	2-2	0-0	2-1-1	0-0	2-1-1
54	37	106	85	(16.7)	38-29	Michigan St	0-0	3-1	0-0	2-2	0-0	2-2	0-0	2-2	0-0	1-3
						Nebraska	0-0	3-1	0-0	2-2	0-0	2-2	0-0	3-1	0-0	3-1
Ttl Off	Scr Off	Ttl Def	Scr Def	Net YPG	Avg Scr	NORTH	Conf	SU	All	Conf	ATS	All	Conf	O/U	All	
70	50	15	26	114.0	34-17	Stanford	1-0	3-0	1-0	1-2	1-0	1-2	1-0	2-1	1-0	2-1
27	31	109	98	41.0	40-34	Oregon St	1-0	3-1	1-0	1-3	1-0	1-3	1-0	3-1	1-0	3-1
79	73	11	23	114.0	27-16	Wash St	1-0	3-1	1-0	4-0	0-1	4-0	0-1	1-3	0-1	1-3
2	2	29	4	353.0	61-9	Oregon	0-0	3-0	0-0	3-0	0-0	3-0	0-0	3-0	0-0	3-0
4	48	39	20	267.0	36-15	Washington	0-0	3-0	0-0	2-1	0-0	2-1	0-0	1-2	0-0	1-2
24	52	118	119	6.7	(34-42)	California	0-0	1-2	0-0	0-3	0-0	0-3	0-0	3-0	0-0	3-0
Ttl Off	Scr Off	Ttl Def	Scr Def	Net YPG	Avg Scr	SOUTH	Conf	SU	All	Conf	ATS	All	Conf	O/U	All	
61	19	24	3	121.0	44-9	Arizona	0-0	3-0	0-0	3-0	0-0	3-0	0-0	2-1	0-0	2-1
8	7	40	46	218.0	50-21	UCLA	0-0	3-0	0-0	3-0	0-0	3-0	0-0	2-1	0-0	2-1
43	33	27	69	149.5	40-26	Colorado	0-0	2-0	0-0	2-0	0-0	2-0	0-0	1-1	0-0	1-1
92	86	4	8	147.0	24-10	USC	0-1	3-1	0-1	1-3	0-1	1-3	0-1	0-3-1	0-1	0-3-1
16	8	68	79	144.7	49-28	Utah	0-1	3-1	0-1	3-1	0-1	3-1	1-0	3-1	1-0	3-1
29	20	21	20	191.5	44-15	Arizona St	0-1	2-1	0-1	1-2	1-0	1-2	1-0	3-0	1-0	3-0
Ttl Off	Scr Off	Ttl Def	Scr Def	Net YPG	Avg Scr	EAST	Conf	SU	All	Conf	ATS	All	Conf	O/U	All	
65	100	3	17	205.5	20-14	Florida	1-0	2-1	0-1	0-3	1-0	0-3	1-0	1-2	1-0	1-2
15	37	105	100	80.0	38-34	Georgia	1-0	2-1	1-0	1-2	1-0	1-2	1-0	2-1	1-0	2-1
38	65	53	67	114.0	31-25	S Carolina	1-1	2-1	0-2	1-2	2-0	1-2	2-0	2-1	2-0	2-1
16	10	44	34	197.0	48-19	Missouri	0-0	3-0	0-0	2-1	0-0	2-1	0-0	2-1	0-0	2-1
33	79	54	55	123.0	27-23	Kentucky	0-0	1-2	0-0	1-1-1	0-0	1-1-1	0-0	1-2	0-0	1-2
80	42	91	73	(48.7)	37-26	Tennessee	0-1	2-2	1-0	2-2	1-0	2-2	1-0	3-1	1-0	3-1
81	56	71	70	(23.7)	33-26	Vanderbilt	0-2	2-2	1-1	1-3	1-1	1-3	2-0	2-2	2-0	2-2
Conf	All	Conf	All	Conf	All	WEST	Conf	SU	All	Conf	ATS	All	Conf	O/U	All	
1-0	4-0	0-1	2-2	1-0	4-0	LSU	1-0	4-0	0-1	2-2	1-0	2-2	1-0	4-0	1-0	4-0
1-0	3-0	0-1	1-2	1-0	2-1	Alabama	1-0	3-0	0-1	1-2	1-0	1-2	1-0	2-1	1-0	2-1
1-0	3-0	0-1	0-3	1-0	3-0	Mississippi	1-0	3-0	1-0	2-1	1-0	2-1	1-0	2-1	1-0	2-1
1-1	3-1	1-1	2-2	1-1	3-1	Auburn	1-1	3-1	1-1	2-2	1-1	2-2	1-1	1-3	1-1	1-3
0-0	3-1	0-0	1-3	0-0	3-1	Arkansas	0-0	3-1	0-0	1-3	0-0	1-3	0-0	2-2	0-0	2-2
0-1	3-1	1-0	2-2	1-0	3-1	Texas A&M	0-1	3-1	1-0	2-2	1-0	2-2	1-0	3-1	1-0	3-1
0-1	2-2	1-0	3-1	0-1	2-2	Miss St	0-1	2-2	1-0	3-1	0-1	3-1	0-1	2-2	0-1	2-2

### 2013 COLLEGE STANDINGS

(negative)

Ttl Off	Scr Off	Ttl Def	Scr Def	Net YPG	Avg Scr	ATLANTIC	Conf	SU	All	Conf	ATS	All	Conf	O/U	All	
35	16	66	61	96.5	45-24	Clemson	1-0	3-0	0-1	1-2	0-1	1-2	0-1	2-1	0-1	2-1
6	5	8	8	319.5	52-10	Florida St	1-0	3-0	1-0	3-0	1-0	3-0	1-0	3-0	1-0	3-0
116	107	59	41	(70.3)	(18-20)	Boston College	1-0	2-1	1-0	1-2	0-1	0-2-1	0-0	0-2-1	0-0	0-2-1
9	29	17	18	258.3	41-14	Maryland	0-0	4-0	0-0	4-0	0-0	4-0	0-0	2-2	0-0	2-2
62	56	41	57	89.3	33-24	Syracuse	0-0	2-2	0-0	3-1	0-0	3-1	0-0	3-1	0-0	3-1
31	60	31	31	171.5	32-18	N Carolina St	0-1	2-1	1-0	2-1	0-1	0-3	0-1	0-3	0-1	0-3
110	100	18	28	30.0	20-17	Wake Forest	0-1	2-2	0-1	1-3	0-1	1-3	0-1	1-3	0-1	1-3
Conf	All	Conf	All	Conf	All	COASTAL	Conf	SU	All	Conf	ATS	All	Conf	O/U	All	
2-0	3-0	2-0	3-0	0-2	1-2	Georgia Tech	1-1	2-1	0-2	1-2	2-0	3-0	1-1	2-1	0-0	3-0
1-1	2-1	0-2	1-2	2-0	3-0	Pittsburgh	0-0	3-0	0-0	2-1	0-0	1-2	0-0	1-2	0-0	1-2
0-0	3-0	0-0	2-1	0-0	2-1	Miami, FL	0-0	3-0	0-0	2-1	0-0	2-1	0-0	1-2	0-0	1-2
0-0	3-1	0-0	0-3-1	0-0	1-3	Virginia Tech	0-0	3-1	0-0	0-3-1	0-0	1-3	0-0	1-3	0-0	1-3
0-0																

CAPS home team (C) Conf Championship  
lower case away team Year in '10 column  
† & Mixed neutral site last time they met  
Shaded covered ATS No yr in '10 column  
(B) Bowl game first meeting

# WEEK FIVE OPENING COLLEGE LINES AND MATCHUP HISTORY

<p><b>Toledo</b> NC Open 2012 - 2011 BSU +14/71 28-45 2010 UT -11/48 31-24</p> <p><b>BALL ST</b> E 3 2010 2011 -</p> <p><b>C Michigan</b> NC Open 2012 - 2011 NCSU -10/54 38-24 2010 -</p> <p><b>Kent St</b> NC Open 2012 KSU -3/53 41-24 2011 -</p> <p><b>W MICHIGAN</b> E 3 2010 WMU -3/51 38-3 2011 -</p> <p><b>E Carolina</b> NC Open 2012 UNC -14/63 27-6 2011 ECU +6/60 20-35 2010 UNC -14/58 42-17</p> <p><b>N CAROLINA</b> 10 2011 FSU -28/53 51-7 2010 UNC -14/58 42-17</p> <p><b>Florida St</b> NC Open 2012 - 2011 BC +14/45 7-38 2010 FSU -21/48 24-19</p> <p><b>BOSTON C</b> NC Open 2012 - 2011 -</p> <p><b>Uab</b> NC Open 2012 - 2011 -</p> <p><b>VANDERBILT</b> 17 20 2010 -</p> <p><b>Miami, Oh</b> NC Open 2012 - 2011 -</p> <p><b>ILLINOIS</b> 28 24 2010 -</p> <p><b>NC Open 2012 SMU</b> +15/55 16-24 2011 TCU -13/56 33-40 2010 SMU +17/54 24-41</p> <p><b>Smu</b> NC Open 2012 - 2011 -</p> <p><b>TCU</b> 17 18 2010 SMU +17/54 24-41</p> <p><b>Arkansas St</b> NC Open 2012 - 2011 -</p> <p><b>MISSOURI</b> 24 20 2010 -</p> <p><b>NC Open 2012 UI</b> -6/45 31-13 2011 Iowa +15/34 22-21 2010 UM +15/51 27-24</p> <p><b>Iowa</b> 4 1 2011 UM +15/34 22-21 2010 MINNESOTA 2010 UM +15/51 27-24</p>	<p><b>Utep</b> NC Open 2012 - 2011 UTEP -10/54 31-17 2010 -</p> <p><b>UTep</b> NC Open 2012 - 2011 Lsu (C) -13/46 42-10 2010 -</p> <p><b>LSU</b> GEORGIA 4 3' 2010 -</p> <p><b>Arizona</b> NC Open 2012 UA -7/65 52-17 2011 UW -4/71 42-31 2010 UA -6/52 44-14</p> <p><b>WASHINGTON</b> 14 7' 2010 UA -30/53 33-14</p> <p><b>NC Open 2012 UA</b> +27/44 7-52 2011 UM +20/54 23-10 2010 UA +19/58 13-15</p> <p><b>Mississippi</b> NC Open 2012 UC +29/66 17-59 2011 UC +24/66 43-15 2010 UC +19/58 13-15</p> <p><b>California</b> NC Open 2012 USC -8/63 38-17 2011 ASU -2/63 43-22 2010 USC -5/60 34-33</p> <p><b>OREGON</b> NC Open 2012 USC -8/63 38-17 2011 ASU -2/63 43-22 2010 USC -5/60 34-33</p> <p><b>Usc</b> NC Open 2012 - 2011 -</p> <p><b>ARIZONA ST</b> E 6' 2010 USC -5/60 34-33</p> <p><b>Army</b> NC Open 2012 - 2011 -</p> <p><b>LA TECH</b> 1 2010 -</p> <p><b>NC Open 2012 TA&amp;M</b> -13/65 58-10 2011 NL 10 2011 Ua (†) +2/62 42-38 2010 Ua (†) -5/61 24-17</p> <p><b>Texas A&amp;M</b> NC Open 2012 OU -12/48 13-30 2011 - 2010 -</p> <p><b>ARKANSAS</b> NC Open 2012 OU -12/48 13-30 2011 - 2010 -</p> <p><b>Oklahoma</b> 3 3' 2011 - 2010 -</p> <p><b>NOTRE DAME</b> NC Open 2012 USM +10/48 14-40 2011 - 2010 -</p> <p><b>Southern Miss</b> NC Open 2012 - 2011 -</p> <p><b>BOISE ST</b> 21 26 2010 -</p>	<p><b>Miami, FL</b> NC Open 2012 - 2011 UF -1/52 3-6 2010 UM -12/47 20-23</p> <p><b>USF</b> NC Open 2012 - 2011 WFU +13/59 13-42 2010 UC -16/61 14-7</p> <p><b>Wake Forest</b> 24 28 2011 WFU +14/49 10-30 2010 UC -16/61 14-7</p> <p><b>Clemson</b> NC Open 2012 - 2011 - 2010 -</p> <p><b>Temple</b> E 8 2011 - 2010 -</p> <p><b>IDAHO</b> NC Open 2012 TU +20/52 10-63 2011 - 2010 -</p> <p><b>Tulane</b> NC Open 2012 - 2011 - 2010 -</p> <p><b>ULM</b> 4 12' 2010 -</p> <p><b>Houston</b> NC Open 2012 - 2011 - 2010 -</p> <p><b>UTSA</b> 10 2' 2011 - 2010 -</p> <p><b>NC Open 2012 UA</b> +5/63 10-24 2011 - 2010 -</p> <p><b>Akron</b> NC Open 2012 - 2011 - 2010 -</p> <p><b>BOWLING G</b> 17 15 2010 -</p> <p><b>NC Open 2012 -</b> 2011 - 2010 -</p> <p><b>Colorado</b> NC Open 2012 - 2011 - 2010 -</p> <p><b>OREGON ST</b> 14 10 2010 -</p> <p><b>S Carolina</b> NC Open 2012 - 2011 - 2010 -</p> <p><b>UCF</b> 2 7 2011 - 2010 -</p> <p><b>NC Open 2012 UF</b> -23/52 38-0 2011 UF +19/44 10-48 2010 UF -14/48 48-14</p> <p><b>Florida</b> NC Open 2012 SU -25/51 24-17 2011 WSU +21/63 14-44 2010 SU -36/63 38-28</p> <p><b>KENTUCKY</b> NC Open 2012 SU -25/51 24-17 2011 WSU +21/63 14-44 2010 SU -36/63 38-28</p> <p><b>Stanford</b> NC Open 2012 - 2011 - 2010 -</p> <p><b>Wash St</b> NC Open 2012 - 2011 - 2010 -</p>	<p><b>Wyoming</b> NC Open 2012 - 2011 UW -21/56 45-10 2010 -</p> <p><b>TEXAS ST</b> NC Open 2012 - 2011 - 2010 -</p> <p><b>NC Open 2012 -</b> 2011 - 2010 -</p> <p><b>Wake Forest</b> NC Open 2012 - 2011 WKU +9/52 14-40 2010 -</p> <p><b>Navy</b> NC Open 2012 - 2011 - 2010 -</p> <p><b>WKU</b> 6 1' 2011 WKU +9/52 14-40 2010 -</p> <p><b>NC Open 2012 -</b> 2011 - 2010 -</p> <p><b>Florida Atl</b> NC Open 2012 - 2011 - 2010 -</p> <p><b>RICE</b> 10 12' 2010 -</p> <p><b>NC Open 2012 -</b> 2011 - 2010 -</p> <p><b>S Alabama</b> NC Open 2012 - 2011 - 2010 -</p> <p><b>TENNESSEE</b> 24 18' 2010 -</p> <p><b>NC Open 2012 AF</b> +3/61 48-31 2011 - 2010 -</p> <p><b>Air Force</b> NC Open 2012 - 2011 - 2010 -</p> <p><b>NEVADA</b> 4 NL 2010 -</p> <p><b>NC Open 2012 OSU</b> -10/76 55-34 2011 - 2010 -</p> <p><b>Okla St</b> NC Open 2012 - 2011 - 2010 -</p> <p><b>WEST VIRG</b> 21 21 2010 -</p> <p><b>NC Open 2012 UW</b> -2/52 14-21 2011 OSU +7/48 33-29 2010 UW +3/49 31-18</p> <p><b>Wisconsin</b> NC Open 2012 UNLV -3/53 31-18 2011 UNM +7/53 21-14 2010 UNLV -10/50 45-10</p> <p><b>Unlv</b> NC Open 2012 - 2011 - 2010 -</p> <p><b>NEW MEX</b> 3 2011 UNLV -10/50 45-10 2010 -</p> <p><b>NC Open 2012 -</b> 2011 - 2010 -</p> <p><b>San Diego St</b> 17 17' 2011 - 2010 -</p> <p><b>NEW MEX ST</b> NC Open 2012 FSU -33/60 45-10 2011 UH -4/64 21-24 2010 FSU -10/66 27-49</p>
---	--	--	---

**Thursday, September 26, 2013**  
**Friday, September 27, 2013**  
**Saturday, September 28, 2013**

Virg Tech NC Open 2012 VT -7/48 20-17  
2011 GT +1/50 26-37  
GA TECH NL 7 2010 VT -13/56 28-21  
2011 Tu (B) E/51 31-17

Iowa St NC Open 2012 ISU +2/50 38-23  
2011 -  
TULSA NL 3 2011 -

Middle Tenn NC Open 2012 -  
2011 -  
BYU NL 20 2010 -

Utah St NL 8 2011 USU -10/52 34-33  
SAN JOSE ST 2010 SUSU +3/52 34-38

Virginia NC Open 2012 -  
2011 -  
PITTSBURGH 4 7 2010 -

N Illinois NC Open 2012 -  
2011 -  
PURDUE 3 3' 2011 -

Troy NC Open 2012 -  
2011 -  
DUKE 13 11 2010 -

Connecticut NC Open 2012 UC -16/44 24-17  
2011 UB +8/46 3-17  
BUFFALO 3 2010 UC -20/48 45-21

## 4★ NFL KEYS 13-4-1 76% L2Y COLLEGE 4★ KEYS 3-1 TY!

It's been a somewhat difficult start for the Power Sweep the last few weeks (we opened with 4-0 100%) and last week the College Key Selections split with the 4★ for the first time on the season, taking the College 4★ Keys to 3-1 TY. The 3★ Key Selections went 2-0 but the Underdog suffered a rare loss. The Pro Keys were blanked, as were the NFL Totals but we are sure to come back in a big way next week! You know from the headlines and from being a subscriber, that the 4★ NFL Key Selections are a very solid 13-4-1 76% the last 2 years. We would like to remind you that the lowest renewal rate will be expiring on Oct 1, 2013. **You can renew for 2014 (e-mail) for only \$69 before 10/1/13 (if you need mail service add \$40 to the current rate).** All bonus options will be offered at renewal! Plus, as a 2014 subscriber you can take advantage of special Late Phone Rates and "2014 Only" Special Promotions (see page 8). We look forward to hearing from you before 10/1/13 to save you more than 50% on your 2014 Power Sweep e-mail subscription!

## GAMES OF THE MONTH(Y) 37-21 64% S/'07 COLLEGE TOTALS GOM THIS SATURDAY!!!

We had a fantastic NFL Preseason finishing **9-3 75%!!!!** We rode the momentum right into the start of College Opening Weekend with a perfect **5-0 100% record on the Side Late Phone Plays**. Well, that "perfect" record has turned into 2 weeks of below .500 records. Our biggest disappointment over the past weekend (college LPS 2-5, NFL 1-2) was the fact that we had our biggest game of the year, our September 5★ release. You all got this play as a free bonus, which makes it a very, very important release to Northcoast Sports. While not a "make up" for the loss, we would like all of you reading the weekend's results to:

**On Thursday, when you call the Comp Line to choose Button #2 and you will receive the Thursday Night Marquee for FREE. There will be NO announcement on the main menu, but if you call after 1:00 pm ET on Thursday and press Button #2, you will get Thursday's Marquee Play for FREE.**

## BEST COMP PHONE IN THE COUNTRY!

We KNOW we have the best complimentary tapes in the country and put a lot of effort into providing FREE Winners on a daily basis. **Every Monday we release the Early Bird Play of the Week from Northcoast's Private Play Hotline. It has produced 66% Winners OVER 17 YEARS!! This is an actual play from the Private Play Hotline and if you call on Monday you can get it for FREE!!!!** Our Northcoast Sportsline Complimentary Plays have been outstanding throughout the years. The Northcoast Sportsline Underdog Play is the play that just missed out on being the Underdog Play in Power Sweep and we put it up each Wednesday. The Northcoast Sportsline Totals Play goes up on Thursday and is our best NFL Totals Play as of Thursday and many times it has ended up being a Late Phone Play!!! The Northcoast Sportsline College Play of the Week is given away free every Saturday and is a play that just missed out on being a Late Phone Play. Out of 40 to 50 games to choose from, it is our 6th or 7th best play and is very successful and worthy of being a Late Phone Play. The Pro Play of the Week on Sunday is also the one that just missed out on being a Late Phone Play and is our 4th best pro play of the day (Top 3 are all Late Phone Plays). Tuesday we give out a FREE 4★ from the Power Plays! Every Wednesday we give out our #2 Economy Club Play, Thursday is one of the PPH Big Dog Plays, Friday we give you the Big 12 Play and Saturday and Sunday another PPH Play! This Private Play Hotline selections are a \$15 value. Call Daily to pick up your FREE red-hot selections.

## The Newsletter Contest

Here is the Newsletter contest for the 2013 football season. We are happy to provide you with the records and standings from the Power Sweep, Gold Sheet, Power Plays, the Sports Reporter, Winning Points, Pointwise and Playbook. The newsletters are graded from the lines in Tuesday's USA Today. If there is no line we will use the first available line in the USA Today. We use the Tuesday line because Newsletters are written on Sunday night and that would be the first day that most subscribers would have access to them as all of the Newsletters post online by then. There will be 6 categories in all. Net winners in College, NFL, and combined as well as the win percentage in College, NFL and combined. An (\*) indicates that a Sunday or Monday night game is pending.

College Wins		College Win %		NFL Wins		NFL Win %		Combined Wins		Combined Win %	
Winning Points 19-4	+15	Winning Points	82.6%	Pointwise 4-4	0	Pointwise	50.0%	Winning Points 22-10	+12	Winning Points	68.8%
Pointwise 16-8	+8	Gold Sheet	71.4%	Playbook 4-4	0	Playbook	50.0%	Pointwise 20-12	+8	Pointwise	62.5%
Gold Sheet 10-4	+6	Sports Reporter	71.4%	Power Plays 1-3	-2	Winning Points	33.3%	Sports Reporter 12-8	+4	Sports Reporter	60.0%
Sports Reporter 10-4	+6	Pointwise	66.7%	Sports Reporter 2-4	-2	Sports Reporter	33.3%	Playbook 12-8	+4	Playbook	60.0%
Power Sweep 10-6	+4	Playbook	66.7%	Winning Points 3-6	-3	Power Plays	25.0%	Power Sweep 11-11	0	Power Sweep	50.0%
Playbook 8-4	+4	Power Sweep	62.5%	Power Sweep 1-5	-4	Power Sweep	16.7%	Gold Sheet 11-12	-1	Gold Sheet	47.8%
Power Plays 21-24	-3	Power Plays	46.7%	Gold Sheet 1-8	-7	Gold Sheet	11.1%	Power Plays 22-27	-5	Power Plays	44.9%

# 1-347-677-1700

**NORTHCOAST COMP LINE IS YOUR SOURCE FOR FREE WINNERS! EARLY BIRD GIVEN FREE ON MON (\$15 VALUE)!!! 64% L15Y - 3-1 75% TY!**

### LAST WEEK'S COLLEGE STATS

TEAM	LINE	SCORE	FD	RUSHING	PASSING	I-F	TEAM	LINE	SCORE	FD	RUSHING	PASSING	I-F
<b>COLLEGE Week Four Sept 19-21st</b>							Hawaii	57'	9	20	36-133	24-45-243	4-1
Clemson	-13	26	22	40-171	24-37-244	0-0	Nevada	-7	31	10	44-138	14-20-202	0-1
NC State	65'	14	18	36-165	20-37-213	1-1	Utah St	49'	14	13	27-106	21-40-179	0-0
Boise St	68	40	32	53-200	33-47-361	1-1	USC	-6	17	17	39-118	13-27-164	0-1
Fresno St	-3'	41	27	24-52	39-60-460	0-0	SMU	78'	13	25	17-93	41-67-341	1-0
North Texas	66'	21	13	25-7	26-41-238	1-0	Texas A&M	-29'	42	27	48-265	19-35-316	0-1
Georgia	-33	45	26	43-191	23-31-450	1-1	Houston	-3	31	21	37-165	18-36-329	1-0
FIU	54'	0	2	34-3	4-9-27	0-2	Rice	64'	26	25	45-174	22-37-289	1-1
Louisville	-42	72	20	29-210	22-27-254	0-0	Michigan St	43	13	19	35-119	16-36-135	1-0
Western Michigan	47	3	9	20-74	16-38-135	3-1	Notre Dame	-4'	17	14	32-82	14-34-142	0-0
Iowa	-16	59	22	58-258	11-18-188	0-2	Kansas St	59	21	38	11-15	19-30-275	0-0
Vanderbilt	-29'	24	23	39-166	19-28-240	1-1	Texas	-6	31	24	47-227	19-34-225	0-0
Massachusetts	54'	7	17	31-99	23-33-149	0-1	Arkansas St	-3'	7	17	31-74	22-38-181	1-0
Tennessee	45'	17	12	23-66	14-34-154	4-2	Memphis	52'	31	23	45-329	17-26-176	0-1
Florida	-16	31	20	56-215	11-20-167	1-2	Louisiana Tech	50'	10	29	32-154	35-55-289	1-2
Wake Forest	-2'	25	18	45-228	6-17-132	1-1	Kansas	-10	13	20	33-117	28-46-279	2-0
Army	48	11	18	55-271	10-18-86	0-2	Colorado St	51'	6	13	26-51	24-38-228	0-1
Pittsburgh	-4	58	27	46-174	23-33-424	0-0	Alabama	-39	31	16	21-66	21-27-272	1-0
Duke	51	55	23	36-213	22-33-319	4-0	Arkansas	44	24	14	34-101	16-28-182	0-0
Michigan	-19	24	19	49-192	11-23-97	2-2	Rutgers	-2'	28	24	36-94	22-43-346	1-2
Connecticut	51'	21	12	25-47	16-32-159	1-0	Arizona St	52'	28	20	24-50	30-56-367	2-0
Purdue	48'	10	12	21-45	18-36-135	1-0	Stanford	-6	42	19	49-240	11-17-151	1-0
Wisconsin	-22'	41	22	48-388	12-21-158	1-0	Louisiana	-6	35	26	43-156	26-38-304	1-0
Ball St	-10	51	25	37-197	19-31-346	0-1	Akron	63'	30	22	27-134	27-43-321	2-0
Eastern Michigan	58	20	25	44-204	20-32-212	2-2	Idaho	58'	0	17	49-79	18-25-174	1-1
Kent St	53	0	9	24-56	17-36-134	1-0	Washington St	-31	42	21	15-71	31-43-346	2-2
Penn St	-21'	34	27	53-287	13-36-176	1-0	Middle Tennessee	-3'	42	21	45-296	13-24-150	2-0
Marshall	48'	21	22	46-133	19-41-228	2-1	Florida Atlantic	49'	35	28	45-182	31-50-321	2-3
Virginia Tech	-8'	29	23	53-201	18-34-181	2-0	Tulane	54'	17	18	28-121	3-40-209	1-1
Cincinnati	-24	14	24	52-198	23-37-171	2-1	Syracuse	-17'	52	25	45-205	19-26-200	0-0
Miami, Oh	53'	0	4	29-7	7-16-80	2-0	Toledo	-11'	38	23	43-252	16-23-166	0-1
North Carolina	58	20	17	24-101	14-29-218	1-0	Central Michigan	59	17	23	41-156	14-24-214	2-2
Georgia Tech	-6'	28	27	71-324	7-12-104	0-1	Texas St	58'	7	11	37-107	15-31-133	1-2
West Virginia	53'	0	6	25-113	11-22-62	2-4	Texas Tech	-27	33	23	33-118	33-63-434	3-3
Maryland	-3'	37	17	47-113	16-25-217	0-2	Oregon St	-8	34	22	20-10	38-55-367	0-2
San Jose St	51'	24	16	17-47	22-35-439								

4★ Excellent  
3★ Very Good  
2★ Good

# COLLEGE SELECTIONS

HOME  
TEAM IN  
CAPS

## KEY SELECTIONS

**4★ WASHINGTON over Arizona** - The home team has command going 5-0 SU/ATS with an outright upset by 3 by the Huskies in '09 and the HT's other 4 wins have been SU by 34, 30, 11 and 35. LY Ariz was -7' at home and won 52-17 with the 52 pts being the most ever scored vs Washington as was the 35 pt MOV. UA did only have a 25-23 FD edge. Wash is off lowly FCS Idaho St w/Stan on deck while Zona is 3-0 off a bye, with a bye on deck. The Huskies beat Idaho St LW 56-0 (-50') as QB Price was 16-21-213-3-0 in 1.5Q. RB Sankey who came in leading the NCAA in rush ypg only had 4 carries but 19.3 ypc. Wash is an amazing +350 ypg (#3 in NCAA) TY while Zona is +121 ypg playing a weaker sked than what UW has played. Newly renovated Husky Stadium could provide the same type of HF adv that the Huskies enjoyed in the Don James era and we feel the untested Cats are in for a rude awakening here.

**FORCAST: WASHINGTON by 20 over Arizona**

**3★ Houston over UTSA** - First meeting. LY they played 3 common foes in TXSt, LT and Rice. Both went 1-2 SU (UH 1-2 ATS/UTSA 2-1 ATS) with Houston getting outscored 33-32 and out-gained 395-377 while UTSA was outscored 39-26 and outgained 456-392. UH comes in off a bye and Rice w/a bye on deck while UTSA is off OkSt, Zona, at UTEP and has Marshall on deck and has never faced this type of gauntlet in their program history. Kudos to the Roadrunners though who are 2-2 SU on the ssn and 3-1 ATS after LW's 32-13 win (-3) over UTEP as they outgained the Miners 385-218 and the only td all'd was a 100-yd KR. UH is off another 3★ Key Selection winner LW 31-26 (-3) over Rice. UH actually led 31-13 at one pt and then w/2:19 left in the 4Q leading 31-20 were lining up for a FG before it was blk'd and ret'd 61 yds for a td for a misleading final. UH has the huge off edge (#35-123) and the Cougars are also used to playing in a dome after Reliant was closed LW. We love riding teams who continue to cash for us and feel this Cougar tm is one of the most improved in the country TY.

**FORCAST: Houston by 13 over UTSA**

**3★ Florida St over BOSTON COLLEGE** - There were 4 str outright upsets in this series from '06-'09 with BC getting 3 of them. FSU is now 3-0 SU since (2-1 ATS) and the home team is just 3-5 SU and 2-6 ATS. LY was one of those rare covers for the home team as FSU was off a loss in a game they had played conservative vs NCSt in the 2H. Vs BC they would throw the ball 38x and run just 33. FSU finished with a dominating 649-225 yd edge and won 51-7 (-28). FSU won their last trip here 38-7 (-14) in '11. The Noles are only off FCS Bethune-Cookman (won 54-6, -39') but now have what looks like a very good MD tm on deck. FSU was 0-5 ATS as an AF in '12 but easily cashed in that role for us earlier TY as a 4★ Key Selection over Pitt 41-13 (-10) and they Noles are a perfect 3-0 ATS TY. BC is off a bye after getting thoroughly dominated by USC 35-7 (+14') as they were outgained 521-184. This FSU tm is just as good as that Trojans tm is defensively and they also have a far superior offense thanks to QB Winston who is avg 239 (78%) w/an 8-1 ratio. We continue to ride the Noles here as we think it will be Men against Boys.

**FORCAST: Florida St by 30 over BOSTON COLLEGE  
OTHER SELECTIONS**

**2★ DUKE over Troy** - First meeting. Duke is on a 4-0 SU/ATS hosting non-conf opp w/an avg win by 31 ppg. Troy was 4-0 ATS vs non-conf opp LY but are 1-2 ATS TY after we cashed our NC Sports Comp College Play (given out FREE every Sat at 1-347-677-1700 on button #9) on their opp Miss St (-13') as the Trojans were thoroughly dominated 62-7. QB Robinson who is the NCAA's active leader in career pass yds was just 15-25-105-1-1 and the D is all'g 34 ppg and 423 ypg. Duke cashed a 2★ Newsletter Selection and 3★ LPS LW in a 58-55 loss (+4') to Pitt. It was the most pts Duke has ever scored in a loss as a -4 TO deficit proved to be the difference. Both tms have solid off and poor defenses but adv to the Devils who have a bye on deck playing their 3rd str HG and really need a win while Troy in the last of a 3 gm road trip incl B2B BCS.

**FORCAST: DUKE by 17 over Troy**

**2★ NEW MEXICO (+) over Unlv** - LTH we gave out NM as our Free Big Dog POW on #9 of the comp tapes (1-347-677-1700) and they delivered yet another outright upset winner for that play as they were +7' at home and won 21-14. While some teams win B2B games in a 5 day period (Sat & Thurs) it's taken the Rebels 5Y (gm #10 & 11 in '08) to do so. Since HT of Cent Mich, UNLV has outscored their 2 foes 62-7 outgaining them 725-463. The difference this week is that UNLV has lost ALL 21 road games under Hauck going 4-17 ATS with the covers when they were 35, 27, 28 & 18 pt dogs. Now the Rebs are an AF for the 4th time and in their first 3 tries they were upset in each failing to cover by 26 ppg. NM's mistake free (+3 TO's TY) ground it out rush attack (267 ypg, 5.3) gets the call vs the Rebs season savor slinger Herring (79%, 4-0 ratio) who has thrown ONE pass on the road TY and a whopping FOUR passes LY.

**FORCAST: NEW MEXICO by 3 over Unlv  
OTHER GAMES**

### Thursday, September 26th

**Virginia Tech at GEORGIA TECH** - VT is 7-2 SU in this series but 4-5 ATS. The home team is 4-3 SU but a poor 1-6 ATS and there have been 3 outright upsets the L7Y. Prior to LY surprisingly VT had allowed 378 ypg the prev 4 gms vs GT. LY was the opener so VT had all of AUG to prep for the option and allowed just 288 yds. Trailing 14-10, GT conv on 4&6 and got a td with :44 left for the lead but VT got a 44 yd FG on the final play to force OT and won 20-17. VT only has 5 days to prep for option off 2 wins vs two quality tms from CUSA in EC and Marsh but GT also only has 5 days to prep off B2B conf wins. The winner here takes the lead in the ACC Coastal.

**Iowa St at TULSA** - This is actually the 3rd meeting in 2Y as LY the 2 met in the opener and then again in the bowl game. The games were very similar. LY at home ISU (+2) trailed 16-7 after 1Q but had a 24-0 edge in the next 2Q's and went on to a 38-23 win. ISU had a 441-358 yd edge. In the bowl it was ISU (E) that jumped out to a 17-7 1Q lead but then TU outscored them 24-0 the rest of the game incl 21-0 in the 2Q and 3Q and TU finished with 23-9 FD and 410-268 yd edges. This is only ISU's 3rd gm of the ssn and their road opener (11-4 ATS L15). Both tms have huge conf gms on deck as ISU hosts TX on nat'l TV (Thurs) and Tulsa hosts Rice in a gm that should decide CUSA West title.

### Friday, September 27th

**Middle Tennessee at BYU** - First meeting and MT's first trip this far west since traveling to Utah St in '03 (lost 41-20, +2). MT is 5-15 SU under Stockstill in non-conf AG's, but they did go 2-1 SU/ATS LY incl pulling a outright upset as a 26' pt dog to GT, which was another huge outright upset winner for our Big Dog plays (Just \$9 on your VIP Card every Wed at Noon ET). MT is on B2B road but this is a sandwich gm for BYU in between in-state rivals Utah and Utah St and after playing UVA and TX and with a HG vs GT on deck, this is clearly their "C" or even "D" gm for 1st 1/2 of ssn. However, BYU is 8-2 ATS as a DD HF and has a huge D edge (#18-111).

**Utah St at SAN JOSE ST** - The home team is 5-3 SU but 3-5 ATS. SJSt won 3 in a row from '06-'09 but USt has now won 4 in a row SU (3-1 ATS). LY the game was basically for the WAC Champ and SJSt (-3) was at home. David Fales threw for 467 yds but was sk'd an amazing 13 times. SJSt actually had a 27-18 FD edge but USt led big most of the gm in their 49-27 road win. We feel the Aggies are clearly the better team but this is SJSt's only HG from Aug 30-Oct 26 and they will want revenge while USt is on B2B road (off USC) and has 2 huge HG's vs BYU and Boise on deck.

### Saturday, September 28th

**PITTSBURGH by 4 over Virginia** - The home team is 3-0 SU/ATS. In the L/gm ('07) Pitt lost 44-14 (+6) on the road. LTH ('06) UVA lost 38-13 (+3). Cavaliers are 3-9 SU (2-6 ATS run) in road openers but should be well rested off a bye and lowly FCS VMI. The Cavs wanted to get their run gm going LW and did so as RB Hamm had 136 yds (6.5) and Parks 135 (7.9) to become the 1st UVA RB duo to top 100 yds s/'05 in the 49-0 win (-44'). Overall, UVA had 29-4 FD and 580-79 yd edges. Pitt is 12-5 SU in conf home gms (13-4 ATS) but that came against BE competition. LY they did win their very 1st ACC AG as they beat Duke 58-55 (-4). QB Savage tied an ACC record w/6 td passes while throwing to what looks like a solid WR duo of Street/Boyd (comb for 320 rec yds, 5 td's!) Bulldozing 6'2" 230 lb RB Conner had 173 yds (6.7) and may give the Panthers' offense some balance. Pitt has a bye on deck while this is UVA's "A" game in a 5-wk period. Winner here takes a solid step towards a possible bowl.

**Northern Illinois by 3 over PURDUE** - Only previous mtg was '09 as the Huskies traveled to W Lafayette and pulled the upset 28-21 (+12). New Purdue HC Hazell has the adv of prepping for NIU in past as he faced them his 1st year at Kent St (NI 40-10, +16') and in LY's MAC Champ where the Flames lost 44-37 in 2OT (+7'). PU is off 2 physical gms vs ND and Wisc but does have a bye on deck while NIU is off FCS E Ill. It looks to be the same of Boilers as after their annual respectable showing vs ND, LW they were destroyed by Wisc again 41-10 (+22'). They were dominated at the LOS as the Badgers had a 388-45 rush yd edge. NIU found themselves down 20-0 LW vs pesky E Ill before scoring 30 str pts. The tms then went back and forth before NIU got the 43-39 (-14) win. QB Lynch accounted for 424 tl yds and is avg 221 pass ypg (63%) w/a 7-2 ratio while adding 404 rush (5.9). The concern though has to be the inexp NIU D, which is all'g 34 ppg and 491 ypg. NIU was a road fav vs BCS Kansas in '11 and lost outright 45-42 (-4') but we like the winning formula as the Huskies are on a 15-1 run w/the only loss to a Top 10 FSU tm in the bowl.

**BUFFALO by 3 over Connecticut** - HC. UC has now won 7 in a row SU in this series and is 6-1 ATS with LY being their first non-cover. LTH UB gave up 2 big plays and despite having a 319-293 yd edge, lost by 14 (+8'). LY we won a 3★ LPS on the Under as UB was w/o RB Oliver and QB Zordich hit just 13-30. Conn led 24-7 (-16') but UB got a 48 yd td pass on a hook and ladder (:33 3Q) and went 64/7pl for a 45 yd FG with 2:32 left and only lost 24-17 (UB 361-360 yd edge). Conn is off arguably their biggest HG in schl hist vs Mich as they blew a 21-7 2H lead in a 24-21 loss (+19). The Huskies did hold UM to just 284 yds but did benefit from a +3 TO adv. They now have to travel to an improved Buffalo tm off a bye w/only EMU on deck. In their L/gm, a 26-23 5OT win (-12) over Stony Brook, their All-MAC RB Oliver DNP (hamstring) but he will be back here. This is clearly a "C" gm for the Huskies and an "A" gm for Buffalo and we'll call for the Bulls to breakthrough and finally get an upset over a BCS school.

**BALL ST by 1 over Toledo** - The visitor is now 4-1 SU and 5-0 ATS (6-2 SU, 6-1 ATS). BS won 3 in a row SU from '06-'08 but UT won 3 in a row from '09-'11. LY UT (-6') had a 526-446 yd edge but had entered the AP poll for the first time s/'01 and like most teams when that happens for the first time in a long time, they struggled. The key play happened with 6:02 left when UT on 4&2 from the BS15 went for it with the game tied 27-27 and were SOD. BS went 86/11pl and got a 15 yd td run with 1:43 left for the win. UT is on B2B road (7-2 ATS L5 yrs) and are a perfect 4-0 ATS TY after beating CMU 38-17 (-11') LW. The Rockets did benefit from a +3 TO adv which incl a FR td. RB Fluellen has 3 str 100-yd gms and LW had 197 (6.2) while QB Owens came off the bench (didn't pract all wk) to lead the win. BS bounced back from a disappointing loss to NT (blew an 18 pt lead) by crushing EMU 51-20 (-10). They also benefited from a +3 TO edge but QB Wenning continues to impress avg 329 ypg (62%) w/a 9-2 ratio. BS is on a 5-0 ATS run as a HF but UT is 8-1 ATS as an AD. This is the Rockets 4th road gm in 5 weeks but they do have the D edge (#74-109). This one goes down to the wire.

**NC STATE by 21 over Central Michigan** - Met once before in '11 as CM had a 427-406 yardage edge but lost 38-24 (+10') due to 5 TO's. NCSt HC Doeren was the NIU HC the L2Y and CM's win (48-41, +9') in '11 was his only conf loss in his 2Y. He rebounded to beat them 55-24 (-10) LY. CM is 3-9 ATS vs non-conf opp and 1-10 ATS as an AD. NCSt does have a couple extra days of rest after a bye and a Thurs Night HG vs Clem where they expended a lot of effort in a 26-14 loss (+13). The gm changed on one play as NCSt had an 83-yd td called back due to inadvertent whistle and instead of leading 14-13, they fmb'd 3pl later and Clem got a quick td to make it 20-7 (the dreaded 2 td swing). CM is playing for a 5th str week and LW lost to UT 38-17 (+11'). They were only out-gained 418-370 as they had a -3 TO deficit. After coming off the bench in a win over NH (326 pass yds, 3-0 ratio), QB Rush has found it more difficult being a st'g QB the L2 wks w/a 1-4 ratio. NC State has the talent edges (off #76-113 and def #48-113) but this line is too steep for our liking.

**WESTERN MICHIGAN by 1 over Kent St** - WM is 5-2 SU/ATS in this series. The HT is 4-0 SU/ATS. In WM's last 3 HG's vs Kent, they've won by 23, 30 and 35 pts despite being an avg fav of -8'. LY WM had a 476-384 yd edge and had a 15-8 FD edge at the half but trailed 17-7 with some hard luck plays. WM had a 417-202 yd edge and led 24-17 but Kent won 41-24 (-3') at home helped by an 85 yd FR td with 6:32 left. WM has already played 3 B10 tms and w/a loss to FCS NWSt, this is their only "winnable" gm in 1st 6 wks w/a road trip to UT on deck. Kent St is also in a tough stretch off BCS LSU/Penn St, travelling for a 3rd str week (3-2-1 ATS L20 yrs in 3rd str AG) but also has NIU and Ball St on deck. 2 desperate tms in middle of tough stretches and we'll pick the HT by 1.

**NORTH CAROLINA by 10 over East Carolina** - EC is in a better spot than they were LY facing the Heels. LY they were off a CUSA upset road win over SM and on their 3rd str road game. TY they are off a bye and NC is in a large GT/VT sandwich. LY we used NC as our NC Sportline Comp Coll Play on Sat, the play that just missed out on being a LPS (make sure you call for this Saturday's play at 1-347-677-1700 - it's FREE). NC dominated with a 450-233 yd edge and won 27-6 (-14'). The Heels are off a 28-20 loss to GT (+6') and surprisingly QB Renner is comp just 59% of his passes w/a 4-2 ratio. Equally surprising is that while the NC D is all'g 42 ypg, they have the #1 D performance in each of their 1st 3 gms to what their opp is avg on the ssn. EC is 2-1 and while they only lost by 5 to VT in their L/gm, they were outgained 311-204 and benefitted from several VT missed opportunities. Fedora and McNeill have now faced each other 4 str yrs as they met when Fedora was at SM (Fedora 2-1 SU/ATS). Tar Heels are 12-2-1 SU incl a 6-0 ATS run in this series but we need to see more out of NC's offense before we side with them.

**VANDERBILT by 17 over Uab** - Met only once prior in 1996 (Vandy 31-15, NL). The Commodores have taken care of business at home vs non-AQ teams going 5-0 SU (4-1 ATS) under Franklin winning by an avg of 47-9. Franklin is 10-2 SU vs non-conf opp but are 0-2 ATS TY after a lackluster 24-7 win (-29') over UMass LW. The Blazers should be well rested off a bye and a FCS tm. LY they easily cashed a 4★ Small College Play for us as they beat NWSt 52-28 (-14'). UAB did play w/OSU LY in a 27-15 loss (+35') and SC HC Spurrier called LY's gm vs UAB the closest 49-6 gm he's ever seen. We've never been impressed Dores' QB Carta-Samuels back to his days at WY and TY he has just a 6-4 ratio. UAB's off is avg 401 ypg, which gives them plenty of backdoor potential.

**MARQUEE GAMES THURSDAY & FRIDAY!!!!**

Call after noon on game day for your winners! Just \$12 on the NC VIP Card

**MIDWEEK MARQUEE PLAYS**

Also available online!

### OTHER COLLEGE GAMES cont from page 3

**ILLINOIS by 28 over Miami, Ohio** - Only 2 mtgs were in the '40s. Miami lost to both Toledo and WM in '11 and those 2 HC's are now the Illinois HC and OC. LY Miami was throttled at B10 Ohio ST 56-10 (+25') and Cincy 52-14 (+20') and it continues TY as the RedHawks are one of the worst tms in the country as they are dead last in ypg differential getting outgained by an avg of 408 ypg! LW they shockingly covered vs Cincy despite manning just 4 FD's and 87 yds in a 14-0 loss (+24). On the bright side, the 369 yds all'd was the #1 D performance vs a Cincy off TY! UI is surprisingly 0-9 SU and ATS s/04 after a bye in the reg ssn and LY under Beckman were upset by Indiana (+2) 31-17 on HC. However, the Illini are much improved TY especially on off thanks to OC Cubit as they are avg 37 ppg and 438 ypg while a finally healthy QB Scheelhaase is avg 295 ypg (64%) w/a 7-2 ratio. Illini can name the score here.

**TCU by 17 over Smu** - Iron Skillet. While TCU is 8-2 SU in this series, SMU is 8-2 ATS. LTH TCU was upset 40-33 as a 13 pt HF ending their 22 game home win streak. After the game, Jones gave Patterson a compliment which was taken the wrong way and Patterson had an angry response. LY TCU was -15' on the road and the game was played in heavy rain with SMU finishing with a 12-11 FD edge and SMU actually had a 220-156 yd edge with TCU having just 27 yds offense in the 2H in their 24-16 win. TCU is 22-2 SU at home vs non-conf opp's but Patterson is just 1-9-1 ATS the L/3 yrs. The Frogs do come in off a bye after a 20-10 loss to TT (-3) but do have a huge gm vs OU on deck while SMU is on B2B BCS road (1-4 ATS in 2nd of B2B road gm L/3 yrs) after a 42-13 loss to A&M (+27'). Horned Frogs get the SU win but will SMU get another cover?

**MISSOURI by 24 over Arkansas St** - Arkansas St dropped both previous meetings in '04 and '05 by an avg score of 48-19 (1-1 ATS). Last year ASU lost at BCS Oregon and Nebraska by an avg of 50-24 but covered vs Oreg after trailing 50-3. New ASU HC Harsin was Texas' OC in 2011 when they met MU as B12 members & MU held UT to 5 points. MO is 8-3 ATS vs non-conf opp and are a much improved tm thanks to a healthy QB Franklin who is avg 291 pass ypg (67%) w/a 6-3 ratio and TY is not afraid to unleash "Frank the Tank" as he has 182 rush (5.1) in 3 gms after having only 122 all of LY (1.4). LW the Tigers got a 45-28 win (-2') over a solid Indiana tm on the road as they had 33-20 FD and 623-475 yd edges. The gm turned late in the 1H as MU got a 49-yd IR td to lead 28-14. Ark St is on B2B away after dismal 31-7 loss (-3') at Memphis. An offense that came into the gm avg 544 ypg, managed just 255 yds while the D all'd 505 yds to a Mem tm that was avg just 294. Mizzou is +181 ypg vs the #69 sked while ASU is +32 ypg vs the #93 sked. The Tigers are playing w/a lot of confidence and move to 4-0 while they gear up for SEC play.

**Iowa by 4 over MINNESOTA** - The home team is 7-1 SU and 6-2 ATS in this series. Iowa usually brought a lot of fans to the Metrodome and was 4-1 ATS but in Iowa's last 2 trips to Minny's new outdoor stad they have been -15 and -15' and lost outright by 3 and 1. LY in the battle for the Floyd of Rosedale, Iowa was in a great situation as they were off a bye, off a loss and playing with legit revenge. Weisman ran for 177 yds and a 2-2 UI team (-6') beat the 4-0 UM team leading 24-0 at the half with a 325-75 yd edge. Both tms are off impressive non-conf wins LW as Iowa crushed WMU 59-3 (-16) and Minny beat SJSU 43-24 (-3'). While UI deserved to win in blowout fashion, it should be noted that they had 4 non-off td's in the gm. Minny dominated the LOS w/a 353-47 yd edge but did benefit from +3 TO's. Bkp QB Leidner ran for 151 yds (6.3) and 4 td. The winner here sets them up nicely for a bowl and we like the Hawks as Minny has not been a B10 HF since '09 while Iowa is +152 ypg on the year and Minnesota is just +15 ypg despite their 4-0 record.

**COLORADO ST by 17 over UteP** - Both were WAC members from 1968-'98. UTEP won the only meeting since (2011) at home 31-17 (-10). In that game the Miners had a 456-255 yd edge and rushed for 340 (9.4). CSt comes in off a road trip to Bama (+39) where they found themselves down only 17-6 entering the 4Q. Bama was able to win 31-6 but CSt was only outFD'd 16-13. UTEP comes in off a 32-13 loss (-4) to UTSA as they were outgained 385-218 and their only td came via a 100-yd KR. A&M trans Showers is avg 164 ypg (63%) w/a 2-1 ratio. Looking at the stats you make think these two teams are even as CSt is getting outgained by 62 ypg while UTEP is getting outgained by 34 ypg. However, there may not be a bigger diff this wk in terms of SOS as CSt has played the #16 sked incl Bama while UTEP has played the #124 sked. That gives us some value here and look for the Rams to get a comfortable win.

**GEORGIA by 4 over Lsu** - LSU had dropped 3 straight but now has B2B wins SU/ATS incl '11's SEC Title game (42-10, -13'). In that gm, UGA dominated early holding LSU to seven 3&outs but a LSU PR td turned the tide (LSU 0 FD at half). LSU is off Aub, while UGA is off a bye and have already played a pair of top 15 tms. After a 2-7-1 ATS mark vs ranked tms, the Bulldogs have cashed 4 out of 5 and have 3 outright wins. LW off a bye UGA had a fight on their hands vs NT as it was tied at 21 in the 3Q before they pulled away 45-21 (-33). It should be noted that NT did benefit from a 99-yd KR td and a blk'd P td. QB Murray's 100th career td pass was the longest play in UGA history, a 98-yd'r to Davis as the Bulldogs racked up 26-13 FD and 641-245 yd edges. LSU comes in off a 35-21 win (-17) vs Auburn as they raced out to an early 21-0 lead and RB Hill is starting to feel it after serving his susp earlier TY as a ran for a career-high 183 (7.3) and 3 td's. The L/time LSU was an AD was in '11 and they upset #1 Bama 9-6 (+4'). LSU QB Mettenberger orig signed with UGA and his mom works in the Bulldog football offices. Both tms have been impressive as LSU is outgaining foes by 170 ypg while UGA is +185 ypg. The diff is that UGA has played the #7 sked while LSU #45.

**ALABAMA by 16 over Mississippi** - Bama has won 9 in a row SU in this series but Ole Miss is 7-2 ATS and the visitor has covered 5 in a row. LY Ole Miss was only outFD'd 17-16 and outgained 305-218 as a 30' pt dog. They ended the Tide's streak of not trailing in a game for 603 min and 46 sec. That lead (7-6) lasted for :15 as Bama got a 99 yd KR td but Bama only won 33-14. Miss has to travel to Tuscaloosa for a 2nd straight season and 3rd time in 4 years. The Tide are off Colo St w/only Georgia ST on deck while Miss is off a bye. In what was a clear flat spot for the Tide LW off their 49-42 win over A&M, they sat several str's and only led CSt 17-6 in the 4Q before putting it away. Players afterward described the post-gm locker room as "somber" which means they could be playing w/a chip on their shoulders here. Ole Miss is 3-0 after their 44-23 win (+2) over TX 2 wks ago. The Rebs did trail 23-14 in that gm before scoring 27 unanswered. Bama is just 2-6 ATS as a HF and Hugh Freeze is 22-7 ATS as a HC. The Rebs are even better than LY's team that hung w/the Tide for awhile, however, that effort should have the Tide focused here in what should be another DD win.

**OREGON by 35 over California** - The Ducks have now won 4 in a row SU (3-1 ATS) and the HT is 4-1 ATS. The L2Y UO has rolled up 563 and 575 yds and won by an avg of 51-16. LY UO's entire DL was out w/inj by the 2Q and QB Mariota and RB Barner were both banged up and out of the game at times. Cal was also short handed without QB Maynard, WR Allen and bkp QB Bridgeford hit 9-21-113. Trailing just 24-17, Cal was int'd at their own 35 and the Ducks hit a 35 yd td pass on the next play and the rout was on. Both tms are fresh off a bye. The Ducks clearly deserve their lofty #2 ranking as they have outscored their opp by an avg of 61-9 even though they have played 2 BCS tms. Unlike past yrs, new HC Helfrich is not letting up in the 2H as they are avg 27 ppg after the break. Cal is playing their 3rd ranked foe already TY and despite true frosh QB Goff's record setting numbers (435 pass ypg, 61%, 7-4 ratio), the D continues to be an issue all'g 556 ypg (#120), which doesn't bode well vs a UO off avg 672 ypg. Oreg is on a 23-11-1 ATS run in P12 play the L4 yrs and this is their conf opener (6-1 ATS).

**ARIZONA ST by 1 over USC** - USC is now a strong 12-1 SU in this series (7-5-1 ATS). LY they were playing with legitimate revenge after having a streak of 11 straight wins snapped by a 43-22 loss at ASU (+2). USC controlled matters with a 447-250 yd edge and won easily 38-17 (-8). USC was 0-5 ATS on P12 road LY (7-2 ATS run prior under Kiffin) but that was a preseason #1 tm dealing w/inflated lines. LW USC was coming off an impressive 35-7 win over BC and we used them as our September 5★ as they were laying under a td to a tm that was playing in the WAC LY. Despite running 49 plays in Utah ST territory in the gm, USC failed to cover in a 17-14 win as the D again did their job while the offense did not. ASU is off a misleading 42-28 loss (+6') to Stanford as the Sun Devils trailed 39-7 after 3Q's piling up most of their 417 yds in the 4Q. QB Kelly is avg 340 pass ypg (60%) w/a 8-4 ratio

but will be tested here against one of the most improved D's in the country all'g 13 ppg and 163 ypg less than LY thanks to new DC Pendergast. The Trojans should be the more rested tm off 3 str HG's while ASU has just played Wisc, Stan and now USC w/ND on deck.

**† Army by 4 over Louisiana Tech** - Dallas Army has 18 players from the state of Texas on their roster and even played their spg gm in the state this yr. Only prior gm was at West Point, which Army won 14-7 (-2) in '08. LT is in midst of 3 gm road trip while Army is off B2B HG's and in a 4 gm stretch, this is their most "winnable" gm as it is sandwiched among 4 gms against BCS opp. LW the Knights led WF 11-10 late-3Q but gave up 2 td's on the Deacons next 2 drives and lost 25-11 (+2'). The Knights were playing w/o their top 2 backs in Maples and Dixon (CS). La Tech meanwhile had 2 costly 4Q TO's in a 13-10 loss (-10) to KS. The 1st one came as QB Higgins (st'g for inj'd Young, CS) reached for the EZ and fmb'd for a TB and then RB Dixon fmb'd at the KU5 w/1:33 left all'g KU to drive down and hit a 52 yd GW FG. We expect there to be a little bit of a letdown this wk after a near upset win while Army is playing just 3 hrs away from Ft. Hood, one of the largest US Army bases in the world.

**Texas A&M by 10 over ARKANSAS** - These 2 had met 3 straight years from '09-'11 with Ark going 3-0 SU and ATS incl '11 when they overcame a 35-17 halftime deficit. LY Ark actually jumped out to a 10-7 lead after 1Q. The Hogs were +13 on the road but wouldn't score again and trailed 27-10 at half, 44-10 after 3Q's and lost 58-10 with A&M having a 716-515 yd edge. Manziel's 557 yds broke the SEC record. TY A&M is off SMU w/a bye on deck while Ark starts their 4 gm gauntlet against 4 TO's 15 tms (arguably toughest stretch of any tm in country TY). LW the Hogs led Rutgers 24-7 on the road but collapsed thanks to a 58 yd PR td and then a 33-yd td pass on 4&12 which let Rutgers back in it. They were outgained 400-283 as the vaunted ground gm was held to 101 yds while QB Derby was 14-26-137-1-0 filling in for the inj'd Allen (CS). A&M in a clear flat spot LW off the loss to Bama, but still jumped out to a 32-3 mid-2Q lead and won 42-13 (-27') over SMU. They have scored at least 42 pts in all 4 of their gms TY (1st time in schl hist). Manziel accounted for 346 total yds. A&M did go 3-1 ATS as an away favorite last year but are just 3-9-1 ATS in true road openers and Arkansas will try to play keep away by trying to get their ground gm back on track.

**Oklahoma by 3 over NOTRE DAME** - LY OU (-12') was fired up for undefeated #5 ND at home and it was a lot closer than the 30-13 final. OU had a 13-6 FD edge at the half but trailed 10-6 thanks in part to having a td called back by a flag that was thrown 15 yds behind the play. ND took a 20-13 lead with just 5:05 left and 2 OU TO's set them up for their final 10 pts. OU is 1-9 SU vs ND with their only series win in South Bend in 1956. OU comes in off a bye after a 3-0 start. Their D has shown great improvement all'g just 9 ppg and 291 ypg after all'g 25.5 ppg and 398 ypg LY. In the L/gm, the offense finally kicked into gear thanks to QB Bell's 1st start as he went 30-43-451-4-0. The ground gm is avg 272 (5.4), the highest numbers dating back to the Switzer era. ND is playing for a 5th str wk off 3 str B10 tms. LW they beat MSU for a 3rd str yr 17-13 (-4') but were aided by several ? pass interference pen on MSU. Rees came into the gm #1 in the NCAA in pass ypg vs FBS tms but went just 14-34-142-1-0. With no mobile threat at QB for ND (Golson 64 rush yds vs OU LY), the Sooners can tee off and stack the LOS and look for them to get revenge as the Domers enter this gm 0-4 ATS TY due to LY's overrated tm.

**BOISE ST by 21 over Southern Miss** - BSt is a perfect 3-0 SU/ATS in this series. LY the game kicked off a 10:00 am MT at SM. BSt (-7) led 23-0 at the half (SM 266-199 yds) with their scoring drives of 11, 35, 41 and 44 yds (3 after TO's) and won 40-14 despite being outgained 424-310. Boise is off the huge gm at Fresno, where the Broncos (+3') found themselves down 34-19 late 3Q but a 58-yd KR set up a 35/1pl td "drive" and then after another Boise td, Fresno fmb'd the foll'g KR and Boise took a 40-34 lead before Fresno scored a td w/2:14 left for the 41-40 win as we cashed another Friday Night Marquee on the OVER. The Broncos do have a bye on deck while SM is on their 3rd str tough road gm but are off a bye. The Golden Eagles have the nation's longest losing streak at 15 and continue their formula of winning everywhere but the scoreboard as they outgained TXST 400-215 in the opener and were only outgained 233-168 and 159-130 at HT in losses to Neb and Ark. This is the farthest trip west for SM in the reg ssn s/their road trip to Boise in '07 and look for their losing streak to continue but Boise is just 6-10 ATS as a 20+ pt fav.

**Miami, Fl by 17 over USF** - UM is 4-1 SU and 3-2 ATS and the visitor is 4-1 ATS pulling outright upsets in '10 and '11. LY UM finished with a 548-358 yd edge. USF st'd Bobby Eveld at QB but he left after 3 series and Floyd (3rd string) ply'd the rest of the game hitting 23-43-204. The final was 40-9 (-6'). Miami is 2-6 SU (1-8 ATS) in road openers. LTH UM hit a GW 36 yd FG as time exp'd (6-3, +1). The previous time Miami scored under 7 pts & won was in 1979 (6-0). The Canes should be well rested off a bye and lowly Savannah St while USF is off a bye (1-4 ATS). UM set a schl rec for pts w/77 in the rout of Savannah St but did so w/o their QB Morris for most of the gm who sprained his ankle but should be back here. The gm was so out of hand that the cchs decided to make the 4Q 12 min long. Arguably the biggest disparity of the wk in the emotions of fan bases here as UM fans feel they are back among the nation's elite and USF fans want to fire new HC Taggart after a dismal 0-3 start. Miami does have GT's option on deck but should easily move to 4-0 for the 1st time s/04.

**CLEMSON by 24 over Wake Forest** - CU had a long win streak in this series snapped in '92 and WF pulled another upset in '93 but since then CU is 15-4 SU (10-7-2 ATS). The home team is 8-3 SU but CU has outgained WF by over 200 yds in each of the L4Y. LY CU was coming off a ssn low in yds vs VT and surpassed that total by HT with a 345-105 yd edge. CU WR Watkins set a schl rec 202 yds and QB Boyd threw for a schl rec 428 yds and 5 td's. Grobe said after, "It's not like we didn't respect Clemson's speed, but I think we didn't realize how fast those guys were." This is HC for CU and Wake is on B2B road gms (1-8 ATS s/07). LW Clem beat NCSU 26-14 (-13) but was fortunate as a huge swing play in the 3Q had NCSU getting an 80-yd td called back due to an inadvertent whistle, and 4pl (after an NCSU fmb) Clem had a td and instead of trailing 14-13 led 20-7. NCSU did get a backdoor cover td as they conv 4th downs on a record 23pl drive. Wake after a disappointing 1-2 start incl losses vs BC/ULM, found themselves down 11-10 in the 2H vs Army LW but pulled out a 25-11 win (-2') as the ground gm finally got on track w/228 yds. Clem is in uncharted waters being ranked in the Top 3 and like LW will get everyone's best shot so this line is a little steep for our liking.

**ULM by 4 over Tulane** - These teams have meet 3x recently. TU won 52-9 (-13') in '02 on the road and 24-10 (-6) in '08 at home. LY was a great spot for TU. ULM had just played 3 BCS schools, upsetting Ark and almost upsetting Aub and Baylor and had their SBC schedule beginning the next week. They were the largest road favorite (-20) in school history and taking on a Tulane team desperate for a win. TU, however, was down to 3rd string QB DJ Ponder and ULM rolled with a 555-151 yd edge (285-42 at half) and a 28-11 FD edge in a 63-10 win. Tulane is on their 3rd str road gm (shockingly TU 8-3 ATS in 3rd str AG s/92!) while ULM is coming off B2B BCS gms and has a SBC showdown vs WKU on deck just 5 days later at home. Both tms were blown out LW but Tulane's was misleading vs Cuse and their ST's were atrocious all'g 3 blk'd kicks (2 punt, 1 FG) and fmb'd a punt which all set up the Cuse for td's. ULM, on the other hand, ran into the Baylor machine losing 70-7 (+30') as ULM HC Berry said his tm didn't get burned, it got "scalded". Tms are close talent wise (ULM #96-103 off, TU #91-92 def) and remember 2 wks ago Tulane played well vs another in-state rival on the road.

**BOWLING GREEN by 17 over Akron** - BG has now won 4 in a row SU and 5 in a row ATS. LY we had a 4★ Small Coll Play on BG -5 and it didn't look good. At the half Akron had a 282-150 yd edge but BG, trailing 10-0, had Clawson challenge the O-line and BG had a 322-32 yd edge in the 2H covering 24-10. BG is off only Murray St w/only UMass on deck while Akron has played UCF (1 of top tms in AAC), Mich, ULL (SBC fav) and has Ohio and NIU on deck (2 of MAC's best tms). LW the Zips after getting nat'l pub for their near upset of Mich found themselves down 35-24 to ULL but got the backdoor cover w/a 28-yd td pass w/29 left. BG meanwhile for the 2nd time this year put up the most yds in the Clawson era with 660 in a 48-7 win (-26') over Murray St. QB Johnson was 19-22-244-2-1 and the Falcons are now outgaining their foes by 126 ypg while Akron is getting outgained by 95 ypg. Clawson is also 6-1 ATS as a double-digit favorite.



# UNDERDOG PLAY OF THE WEEK

Over the past 32 years this play has been a reader favorite hitting 210-157. Over the last 14 years the Underdog Play of the Week has recorded numerous OUTRIGHT UPSET WINNERS (47!) to the incredible record INCLUDING 3 more LY and 1 already TY. Here is Week Five's Underdog Play:

## IDAHO +8 over TEMPLE

First meeting. LY on Homecoming was Idaho's only win of the ssn (4-1 SU/ATS on HC). The Vandals are 2-10 SU/4-8 ATS at the Kibbie Dome getting outscored on avg 32-24 but did put forth a solid effort in their 45-35 (+29) loss to NIU here 2 wks ago. This is Temple's first game in a dome s/06 (lost 62-0 @Metrodome) but they are coming off an FCS tm and a bye. The Owls are 0-3 TY after the heartbreaking loss to Fordham who got a 29-yd td pass w/:04 left. QB Reilly (inj'd) had to come off the bench in the 2H w/Temple losing 20-7. ID is off a 42-0 loss (+31) to a much improved Wazzu tm. The Vandals are -169 ypg TY but have played the #34 sked while the Owls are -180 ypg playing the #51 sked. The Owls are 4-1 SU (5-0 ATS) on the road vs non-conf/non-BCS opp's (3-0 vs Army, 1-1 vs Navy) but this is one of the longest road trips for any team TY and there is no reason to lay DD w/an 0-3 tm facing an ID team that will be confident after the NIU gm here 2W ago.

FORECAST: IDAHO by 1 over Temple

REMINDER... Since our efforts with totals plays cannot be committed to on Sunday Night, we will include just margins in our Forecasts. This eliminates any confusion when our College Totals Late Phones are released on Saturday.

### OTHER COLLEGE GAMES cont from page 4

OREGON ST by 14 over Colorado - CU is 2-3 SU but the L/meeting was in '88. First trip to Corvallis. The Buffaloes have lost 8 str 'true' road openers by 24 ppg (1-7 ATS run) and the Buffs avg road loss LY was 50-19. CU is 3-8 SU (incl bowls) after a bye but are on a 5-1 ATS run in that role. However, they are in the unusual role of being off a double bye due to the PPD Fresno gm because of the massive flooding in Boulder, which clearly has effected the player and cch's personal lives. It is a tough break for a tm that was playing with a lot of confidence after a 2-0 start. WR Richardson does have 417 yds (20.0) and CU is a completely diff off w/him (out LY w/ACL). Oregon ST was 4-0 SU/ATS LY vs the P12 South (+41 ypg & +9 ppg) and is 4-0 w/a bye on deck. LW they won their 2nd str gm in dramatic come-from-behind fashion 34-30 (-8) over San Diego St. The Beavers were down 30-21 late 4Q but got a td w/2:40 left then on SDS's 1st play on the next poss, got a 16-yd IR td. QB Mannion continues his incredible hot start as he is avg 401 ypg (72%) w/a 15-1 ratio! Interesting to see how Buffs respond but expect there to be a lot of pts.

South Carolina by 2 over UCF - LY UCF dominated SEC member Missouri with a 21-6 FD 1H edge but an 80 yd td pass kept Mizzou in the game and a 66 yd PR td gave MO the lead 14-10 in the 3Q and they got the win at Bright House Stadium. In the last 2 times these two have met, UCF has played much closer than expected as in '97, SC was -15' at home and UCF only lost 33-31 and in '05 SC was -21 at home and only won 24-15. The Gamecocks should be focused coming in off a bye after their 35-25 (-13') win over Vandy, which was not as close as the final indicated as they jumped out to a 28-0 lead and had 31-14 FD and 579-268 yd edges. They only have KY on deck while UCF is also off a bye (just 1-5 ATS) after arguably one of their biggest wins in schl history winning at Penn St 34-31 (+4'). The upset was no fluke as the Knights never trailed and led 31-17 into the 4Q. QB Bortles is avg 272 ypg (71%) w/a 7-1 ratio. Since opening Bright House Stadium in '07, UCF's only BCS home win was vs BC (30-0) but 5 losses came by just 8 ppg (4-2 ATS HD) and don't be surprised if this one is still in doubt deep into the 4Q.

Florida by 14 over KENTUCKY - UF has won 26 in a row SU in this series (15-6 ATS incl 6 str covers). UF had outscored UK 94-3 recently in the 1Q but only led 3-0 at the end of the 1Q LY. UF would cruise from that pt forward as we won with a 4★ LPS, 38-0 (-23) and UF was also a 3★ Key Selection on these pages. UK does come in off a bye but are in midst of a 5 wk stretch where they are playing 4 Top 15 teams. In their L/gm, they played a good 1H vs UL but were dominated in the 2H in a 27-13 loss (+14). UF clearly has the talent edges and won their last 2 here 48-10 & 41-7, however they will be playing w/o QB Driskel who is OFY (broken leg). Bkp Murphy played well throwing 8-14-134-1-0 while adding 84 rush (8.4) but coming off the bench and st'g are 2 very diff things. Joker Phillips is now on the UF staff and he bled Blue and White most of his life and has to be bitter after they fired him, plus he recruited all of their players and knows their strengths and weaknesses. However, we fade the Gators here w/a QB making his 1st start on the road vs a tm off a bye.

Stanford by 7 over WASHINGTON ST - Seattle. WSt was 5-1 SU in this series from '01-'07 but Stanford has won the L5 SU (3-2 ATS). The visitor has covered 4 in a row and is actually 10-3 ATS. LY Stan was -25 at home and their stadium was only about a quarter full at KO with the SF Giants playing in the World Series. WSt had a 385-256 yd edge. Stan got a 25 yd IR td in the 4Q but at the end WSt got to the SU9 but was sk'd on the final 2pl (24-17 loss). The Cardinal are off ASU and have Wash on deck while Wazzu is off 3 str wins and playing in their home-state for 3rd str week. The Cougs are one of the MIP tms in the country TY especially on D all'g 22 ppg and 161 ypg less than they did a yr ago. LW HC Leach put the D s'trs back in on ID's final drive to preserve the Cougs 1st shutout s/'03 and ID HC Petrino was not happy about it. Stanford is 12-3 ATS as an AF and won their last 2 trips here by 30 and 26 but did lose outright at Wash LY (-6'). The Cardinal are off a misleading 42-28 win (-6') over ASU as they led 39-7 into the 4Q. After pulling his s'trs, HC Shaw had to put Hogan and the rest of the off s'trs back in the gm late. Dating back to LY's Apple Cup win, WSt is 4-1 SU/5-0 ATS and are playing w/a lot of confidence. The Cardinal have their hands full here.

Wyoming by 13 over TEXAS ST - Wyoming hosted Texas St in '11 which was their final ssn in the FCS. The Cowboys (-21) only led 14-10 early 2Q but finished scoring the L/31 pts and they outgained TXSt 618-189! WY does have a bye on deck, but is on B2B road (3-7 ATS L/10) while you could argue that this is TXSt's marquee HG of the '13 ssn. The Pokes look to be much improved TY, thanks to HC Christensen taking over the OC duties as the off is avg 42 ppg and 556 ypg. LW Christensen and Co got revenge over the "Howdy Doodly" gm from LY as they crushed AF 56-23 (-4'). While Carr/Fales/Keeton get all the pub, Smith gives the MW yet another dynamic playmaker at the QB spot as he had 511 total yds LW (broke schl rec) and is avg 329 pass ypg (68%) w/a 13-3 ratio while adding 299 rush (8.3). LW the Bobcats were only down 13-0 at HT to #25 TT but the Red Raiders pulled away in the 2H in a 33-7 win (+27). The Bobcats were outgained 552-240. While it is tough to lay DD's here in a unique role for the Pokes, they are a perfect 4-0 ATS TY, w/an avg cover by 16.6 ppg.

Navy by 6 over WKU - Navy is 2-0. LTH ('11) Navy won 40-14 (-9). They led 20-0 early 2Q as WKU had 12 of their 16 drives go 16 yds or less. Navy has dropped 4 str after a reg ssn bye (not incl Army) and has AF on deck. WKU is off Morgan St and is 5-2 ATS as HD. WKU DC Nick Holt this spring - "Our schedule consists of a couple option tms, so we have to make sure we're ready for it." Well Nick we'll find out just how ready you are as the Middies come in 2-0 SU/ATS avg 46 ppg and 552 ypg. The diff between TY's Navy tm and past ones is the play of QB Reynolds who in the L/gm vs Delaware threw for 237 yds giving them a legit pass threat. Speaking of QB's WKU HC Petrino not pleased w/his QB play for the 1st 3 gms of the ssn, used 4 of them LW in the 58-17 win over Morgan St. Their job was easy as RB Andrew ran for 213 yds (12.5) and 5 td's while the Hilltoppers scored their most pts s/ joining the FBS in 2009. Mids have the talent edges and off a bye get their 3rd str win and cover.

# COMPUTER

CORNER

The Computer Corner will feature the top plays from our Computer Power Ratings. These plays are based solely on the teams' Power Ratings vs the Vegas Line & do not take into account matchups, injuries, etc. The team that is listed in bold is the computer's selection.	Computer Forecast	Diff/Vegas
VANDERBILT by 11.6 over <b>Uab</b>	8.4	
ARIZONA ST by 0.8 over <b>Usc</b>	6.2	
<b>Army</b> by 3.4 over Louisiana Tech	4.4	
Temple by 1.0 over <b>IDAHO</b>	7.0	
ULM by 2.8 over <b>Tulane</b>	9.7	

**FEATURED PLAYS:** In 2010 we added some new plays to Power Sweep. Although the Underdog Play of the Week is considered a Key Selection, this "new category" of plays are not. We review these plays each week while considering the Key Selections, and once again are sharing them with you. We look forward to many winners for this section in 2013!

## TECHNICAL PLAY OF THE WEEK ..... IOWA REVENGE PLAY OF THE WEEK ..... NO PLAY SITUATIONAL PLAY OF THE WEEK ..... BUFFALO

**RICE by 10 over Florida Atlantic** - First meeting but FAU is 1-0 vs HC Bailiff (beat Texas St in '04, 20-13). The Rice Owls come in off a misleading 31-26 loss (+3) to UH w/Rice trailing 31-13 at one pt and they got a huge 61-yd blk'd FG ret for a td w/2:19 left. FAU nearly got another outright upset winner for our Underdog POW LW in a 42-35 OT loss (+3') to MT. The FAU Owls rolled up 503 yds thanks to QB Johnson's 321 pass yds and multiple big plays on 4th down. The diff in the gm was FAU's 5 TO's incl one in the 4Q when they were driving for the lead and the win (MT td 1pl later). Huge sked edge to Rice as they haven't left their home city since the start of Sept while FAU is already playing their 4th road gm. Rice is 9-2 ATS as a HF but has only been a DD fav once in the L4 yrs (0-1 ATS) and while the situation clearly favors them, tough to lay a ton of pts here especially w/FAU 9-1 ATS as an AD under Pelini.

**TENNESSEE by 24 over South Alabama** - 1st meeting. This is the 5th straight ssn that Tennessee has faced a non-AQ team the week after UF (1-3 ATS). Three of those were closer than expected winning by just 12 ppg incl a 2OT gm vs UAB. LW HC Jones gave rFr Peterman his 1st career start on the road in front of 90K in The Swamp and he responded w/3 TO's in a 17-min period while getting benched for Worley in the 2H of a 31-17 loss (+16). USA after a loss to an FCS tm in the opener comes in feeling good after arguably their 2 biggest wins in schl hist (Tulane/WKU). The Jaguars are 0-3 SU but are 3-0 ATS vs BCS teams on the road losing to NCSU twice and Miss St. While the avg score was 32-10 that is misleading as they've been outscored an avg 31-1 at HT. Sked edge to USA (off a bye) while Tenn is off B2B road trips vs Top 15 tms and have UGA on deck. However, the Vols will need a feel-good win and get one.

**NEVADA by 4 over Air Force** - LY was the first time UN, in their history, had ever faced a service acad and the first time they had faced the triple option in about 2 decades. This was a Fri night game and AF had a 600-380 yd edge and despite being a 3' pt HD, won outright 48-31 (UN playing 9th str week and on short week). TY UN is on B2B HG's and AF does have Navy on deck (2-4 ATS L/6). LW Nev beat Hawaii 31-9 (-7) as QB Stewart made his 1st career start (14-20-202-3-0) while Fajardo sat out again (CS). Despite the 3-td win, the game was misleading as UH had a 376-340 yd edge but had 6 TO's incl Nev getting a 2-yd FR td. AF, on the other hand, is having their worst season in the Calhoun era off to a 1-3 start and have been blown out in 3 of their gms incl LW 56-23 to WY (+4'). While QB Awini has shown flashes of throwing the ball, his rec's have several drops while the D is all'g 41 ppg and 508 ypg. As of presstime there is no line on this gm so we'll call for the HT by 4 and see where Vegas tells us to lean.

**Oklahoma St by 21 over WEST VIRGINIA** - LY we used OSU as a 3★ LPS. Former OSU OC Dana Holgerson was the HC and he had hired away Joe DeForest as his DC. It was the first gm between the 2 since the '87 Sun Bowl. They were up 31-17 (-10) at the half but WV rallied within 38-34 with 5:30 left in the 3Q. However, OSU pulled away 55-34. OSU is 13-5 SU/ATS in B12 AG's and 7-1 SU L3Y after a bye (reg ssn/bowl). WV is 21-8 SU hosting conf opp's but LY in their 1st ssn of B12 play went 2-3 SU/ATS. Prior to their current 0-4 ATS run, Gundy was on a 11-1 ATS run as an AF. WV has only been a HD twice in the L7 yrs and LY nearly pulled an outright upset of OU losing 50-49 as an 11' pt dog. However, that tm had playmakers on off, while TY's tm is still searching after a 37-0 loss to MD (+3') easily cashing a 4★ LPS on the Terps. WV had as many TO's (6) as they had FD's as QB Childress struggled in his 2nd start. OSU comes in 3-0 SU/2-1 ATS and need another feel-good win w/all of the off-field distractions.

**OHIO ST by 10 over Wisconsin** - Many early season gms are over-hyped but this IS for a trip to Indy and for OSU their toughest home game. Three different HC's have lead the Bucks to a 5-1 SU/ATS series record incl 3 straight wins and covers at home. There is no doubt that this game will be decided in the trenches with trio of Gordon (11.8), White (7.6) and Clement (7.6) combining for 1,400 yds and 14 td's. Ohio St will try to defend the rush with one of the youngest front 7's in the game as the 2-deep is void of seniors and has 10 of 14 underclassman. If OSU can force the Badgers to pass QB Stave did only hit 50% in his one road gm TY at Arizona St and only 53% (24-45) LY. On the flip side Kenny Guiton has led OSU in the last 3 games for an inj'd Miller and has lit it up throwing for 68% with a 12-2 ratio. The concern may be the reps that Miller has taken or if Meyer is playing it coy as there's a possibility to see both QB's on the field at the same time. No doubt who gets the "big game" edge as Meyer is 8-0 ATS as a HF vs ranked teams (excl his L/yr at UF) while UW HC Andersen has faced 3 top 10 teams while at Utah St covering his L/2 although he was +34' & +38' in those 2.

**San Diego St by 17 over NEW MEXICO ST** - Mention New Mex St to SDSSt HC Rocky Long and you might as well mention nails on a chalkboard. Long has now won 8 straight vs the old Rio Grande Rival covering the L/4 incl 2 here as the DC and now gets his chance here as the HC. The Aztecs fell to 0-3 off a disappointing loss on a pick-6 with 2:31 left. But with RB Muema healthy (career high 28 att's) and new OC Bob Toledo (hired Long as his DC at UCLA) adding more of the offense on the fly week, the 30 points scored was noteworthy. As we wrote LW NMSSt's rush D has a long way to go (323 ypg, 6.9) but it won't be easier with a DL avg 271 lbs vs an Aztec line with both OT's & OG's at 300+ plus a bruising FB lead blocker (Chad Young 240 lb) who outweights all the NMSSt's LB's. Rare role as DD AF but SDSSt did go 1-0 ATS as an AF LY and beat UNLV in '11 (-16', 31-14).

**Fresno St by 14 over HAWAII** - The Fresno Bee said it all: "After seven years of embarrassment and torture, and a few other heartaches and frustrating defeats even before then, Fresno State beat Boise State. Finally." Now the Bulldogs in "the" letdown situation take to the road after Carr tossed 60 passes and the D was on the field for 100 plays. While FSU has won and covered their L/2 here vs UH they were off SU losses both times. Hawaii struggled at windy and chilly Reno with winds of almost 30 mph and a wind chill of 37". The Warriors used 4 QB's after Graham was KO'd and UH finished with 6 TO's but they continued playing hard and finished with a 376-340 yard edge. UH has covered 3 straight at home and had covered 5 of 6 prior to LY so be careful in this letdown spot especially because it's FSU's first road game.

## BIG DOG PLAYS OF THE WEEK

WE PICK A TD+ DOG WE THINK WILL WIN OUTRIGHT!

31 OUTRIGHT UPSETS in 2Y!  
Available on Wednesdays

4★ Excellent  
3★ Very Good  
2★ Good

# PRO SELECTIONS

HOME TEAM IN CAPS

## KEY SELECTIONS

**4★ NEW ORLEANS by 17 over Miami** - The Superdome can be an electric atmosphere and a primetime TV game makes it even more so. New Orleans is 7-0 SU/ATS in that role covering by 15 ppg the L3Y. Both teams come into this 3-0 but the stats tell a different story. New Orleans has outgained all 3 opponents with a top 10 offense and defense while Miami has been outgained in all 3 with a bottom 10 offense and defense. The Payton win and cover streak is now at 12 at home. Miami is on their 3rd road game in 4 weeks, has Tannehill making his first real primetime appearance (lost at BUF on NFL Network LY) and is 0-3-1 ATS under Philbin when getting 5 or more. Tannehill has been mauled getting sacked 14 times in 3 games and we're just starting to see the devious blitz schemes of Rob Ryan as NO got to Palmer 4 times LW with 9 additional qb.

**3★ HOUSTON by 3 over Seattle** - The Seahawks make this trip off a bye (or rather Jacksonville) and now are an AF, which is a role that, despite their success, they've only gone 2-4 ATS under Carroll. On the flip side Houston is a HD for only the 3rd time in 2+ seasons covering both previous games. The Texans are the most underrated team by looking at the scoreboard. Their 2-1 record shows they've been outscored 82-70 BUT they've outgained SD by 186 yds, Tennessee by 204 yards and Baltimore by 28 yards. In LW's loss a 6-3 lead turned into a 17-6 deficit thanks to a 37 yd IR and an 82 yd PR td in under 2 min. Seattle meanwhile has outscored foes 86-27 outgaining Carolina 370-253 and SF 290-207. LY Seattle played only ONE playoff team away from home and in that one game the Wilson led offense totaled 6 pts and 13 FD's with Houston fitting into that mold.

## OTHER SELECTION

**2★ Indianapolis by 12 over JACKSONVILLE** - There are not many times when you have a matchup with a team whose only road win of the season was also the hosts only home loss. In fact the Jags have won 2 road games the L2Y, both at Indy, while in their last 28 reg ssn games they've gone 5-23 with 3 vs the Horseshoes. Both teams are off West Coast trips with Jacksonville having stayed out west after their loss to Oakland. Indy will obviously be able to expand the playbook with RB Richardson (35 yds, 2.7, 1 td) and Luck and Co was 2-0 ATS as an AF LY. To put the Jags' offensive numbers in perspective Seattle's 1992 squad holds the record for fewest points in a 16 game schedule and they scored 20 points total their 1st 3 games (JAX 11 pts first 10Q's). Keep in mind if Gabbert (hand) starts here he missed 2 weeks prior to Wk 1 where he aced out 121 yds (46%) with an 0-2 ratio and pathetic 3.5 ypa.

## OTHER GAMES

**San Francisco at ST LOUIS - GRAB THIS THURSDAY NIGHT MARQUEE FOR JUST \$12 OR 2014 SUBS CAN BUY A MARQUEE 7-PACK FOR ONLY \$39 WITH ANY LATE PHONE (pg 8).** San Fran's first road trip TY was a mauling in Seattle and in fact they've lost their L3 div road games outright. The 49ers also were "swept" LY vs the Rams losing as a 7' pt AF and tying as a 13 pt HF. St Louis went 6-0 ATS in their div LY all as a dog and the dog also covered their earlier div game TY. Many will make a SF revenge call but remember even with the competitive Harbaugh as HC SF is 2-5 ATS away vs the NFC West.

**Pittsburgh vs Minnesota (London)** - This is a brutal spot for Pittsburgh off B2B primetime games and then having to travel to the UK. The Steelers' offense was nonexistent once C Pouncey went down in the opener (8.5 ppg & 237 ypg) but without seeing how they fared vs Chicago on Sunday Night we still have questions. We did see Minnesota LW fall to 0-3 but nothing fluky about them getting outgained 409-329 as the under performing OL only opened holes for 4.2 ypc (AP 88, 3.5) allowing 6 sacks, 5 ftl and 8 qbh with the sacks being the most allowed in over 5Y. The forecast calls for another wet, soggy Wembley Stadium field so we'll pass for now.

**Baltimore by 3 over BUFFALO** - The Ravens make this trip off B2B wins but there are concerns with the offense. Baltimore got held to under 17 points at home for the first time in 3Y when they faced Cleveland and LW only had 4 FD's at HT but thanks to 2 def/ST td could open the offense in the 2H. The Bills with their rookie HC and rookie QB have made their presence known. After only losing by 2 to NE as a DD dog they rebounded for a come from behind win vs Carolina thanks to CJ Spiller (103, 6.4). LW Spiller was lost to an inj after just 9 yds and Buffalo trailed 17-6 at HT but again continued to battle and kept it close. We'll tread lightly with both teams having banged up RB's (Rice scratched LW) and see how many of Buffalo's defensive players will return after losing 3 during the Jets game.

**CLEVELAND by 1 over Cincinnati** - The I-71 rivalry is turning into a one-way road. While the Browns see the Bengals in that light Cincy had won 4 straight vs Cleveland and looked past them in LY's trip. Don't see that serving as motivation as the Bengals know LY's wins in their final 2 games vs PIT and BAL got them a playoff berth and they won their circle the wagons game in their Mon Night home opener vs the Steelers. The next step for Cincy is to beat premier teams at home and they did by knocking off GB LW and have NE on deck. The new Browns ownership was battling a media nightmare by trading LY's #1 pick but silenced critics with an upset over Minnesota. The dog is 10-1-1 ATS in the series and the Browns can carry momentum into this one with a completely legitimate top 10 D. LW the Browns had 6 sacks and on the season has held LY's #17, #11 and #2 rush teams to 2.9 ypc.

**Arizona by 3 over TAMPA BAY** - ARZ may be making another long flight after facing NO but they take on a TB team that is 0-5 ATS prior to its bye, 10-22-1 ATS at home and with a QB that is avg 229 ypg (48%) 4-5 in his L3 HG's. Palmer hung 414 yds (64%) w/a 4-3 ratio on TB LY and the Bucs bad secondary LY was offset by Oakland's lack of off talent. A true vet knows how to respond off a bad game. LW Palmer was 18-35 (51%) and in '12 he had 2 games in which he threw under 55% in a loss and the next games he threw for 66% (63-95). The opposite of a vet is a QB which has or is losing his teammates respect, blame everyone but himself and after a poor game has another and another. On the season Freeman has yet to top 50% in a game (YTD 45%) and offensive production has fallen from 17 pts in the opener to 14 vs NO and 3 LW vs NE with the L2 gms coming vs LY's #32 and #25 D's. Since Schiano's 5-4 start TB had lost 8 of 9 outright (beat ATL resting starters) and lost all 3 outright as a fav failing to cover by 11 ppg.

**DETROIT by 10 over Chicago** - It's contender vs pretender. Detroit is 5-1 ATS vs Chicago despite WR Johnson being held to 71 ypg (15.9) in that span. This is the Lions only home game in a 5 game set and in their first home game they revenged the Vikings, who like the Bears, swept them LY. Chicago is off a Sunday night road game which will be their first test of the new offense on the road. The Lions went into Washington and came away with a 27-20 win as Stafford led them to 441 yards despite Reggie Bush sitting out. Detroit's D was also w/out DT Fairley (leading returning sacker) for a second straight game and the unit wore down in the 4Q allowing 177 yds (42%) in their second of B2B road games. In the Bears first 2 games they faced one above avg QB allowing Dalton to throw for 79% in Soldier Field and now they have to face Stafford whose tossed for 64% with 2 of his 3 games on the road.

**KANSAS CITY by 3 over the NY Giants** - NFL schedule makers gave Andy Reid a short NFC East reunion tour lasting only 3 weeks but he and the Chiefs took care of the first 2 legs. Now the Chiefs have extra time off a Thursday win to dissect personnel he already knows very well. Remember in Reid's final game LY the Giants were happy to lay on an embarrassing 42-7 win with Eli throwing 1 of his 5 td's with under 7:00 left to go up 35-7. Now NY is 0-3, away for a second straight, already with a foot in the coffin waiting for someone to nail it shut. There is ONE stat that explains these

## SYSTEM

Play the Over if a non-conf AF has won 3 straight games.  
**2007-2012 20-7 74%**  
THIS WEEKS PLAY:  
**PLAY: OVER**  
**Seahawks/Texans**

## NFL OVER/UNDERS

Our Over/Under Section is in its 26th season. Each week we list the Top 5 plays as of Sunday Night.  
**3★ SEA/HOU OVER**  
**3★ IND/JAX UNDER**  
**3★ CIN/CLE UNDER**  
**2★ CH/DET OVER**  
**2★ ARZ/TB OVER**

disparate records perfectly and that KC leads the NFL handsily with +9 TO's while the Giants trail handsily at -9 TO's. Only 3 teams S/90 have made playoffs after starting 0-3 but we'll not overreact and lay over a FG.

**TENNESSEE by 3 over the NY Jets** - The Jets are gaining momentum outgaining foes by 54, 86 and 185 despite a teething rookie QB. Even with the TO's they own the #10 and #4 units at this early point while TEN is #28 and #7. The key in the defensive rankings is that the Jets pass def is allowing 47.3% comp (5.7 ypa) while TEN is giving up 64% (6.4 ypa). The Titans off ranking is especially bad seeing as Locker is only game managing (191 ypg 59% 3-0 but 6.6 yd) and defenses are stacking up RB Johnson (85 ypg 3.7) as they don't fear the QB. TEN got their win LW vs a SD team travelling cross country for the 2nd straight week on the last second. With NDIV AD's that earned 500 yds being 20-7-2 ATS and TEN being 4-9-1 ATS off a SU win under Munchak we'll call for the home team by a FG.  
**SAN DIEGO by 3 over Dallas** - It's funny how when you play in a division that the other 3 teams are a combined 1-8 all your problems seemed to be solved or at least go away. The Cowboys had their first "easy win" in almost 2 years leading 17-0 at HT and pulling away to win by 24 (biggest win LY was 15 pts). Romo was treated to the luxury of play action with Murray rushing for 175 (6.7) but it was the D that had 6 sacks and held St Louis to 1-13 on 3rd downs. So why fade the Cowboys? Well under Garrett they are 3-6-1 ATS as an AF and 4-14 ATS off a SU win. LW SD took a 17-10 lead in the 4Q and after a FG allowed a 94/10pt td drive with 0:15 left in the loss. The Chargers were outgained handsily by the Titans and the Texans but they've been a dog in all 3 games and are 3-0 ATS. SD OC Whisenhunt also loves playing against the Cowboys as he was 3-0 vs them as a HC pulling an outright upset each time.

**WASHINGTON by 6 Oakland** - Even though Washington is traveling cross country here the situation favors the road team. OAK is off LW's MNF game vs DEN and has a home game vs SD on deck. WAS has a bye on deck (1-6 ATS) but this is Raiders week for Shanahan (21-7 SU) who had a 10-3 ATS run as a fav of 7 or less vs OAK. WAS def has given up a ton of passing yds TY (333 ypg) vs a then unknown PHI offense and top tier QB's with a pair of rookie safeties taking the bulk of snaps. Griffin has now a full camp/preseason of snaps and thru 3 games he has a respectable 63% and 7.0 ypa. With 3 full games of tape on Pryor and a patchwork OL look for Haslett to take advantage of the reduced passing threat (no rec had 10 rec's prior to MNF for OAK) here for the win.

**DENVER by 13 over Philadelphia** - PHI may have a slight situational edge with extra rest vs DEN off a MNF game vs OAK and DAL on deck. The reality is that Manning is facing a defense that has a 31-3 ratio in its L13 games winning just two. PHI's high risk/high reward offense (5 TO's LW) has exposed its defense which has been on the field 20 min longer than the offense each of the L2W. The Broncos are 7-1 ATS as a HF with Manning and while the Eagles may score how will they stop a Denver attack that put up 90 points versus Baltimore and the NY Giants. Vick is a solid fit to Kelly's new offense but LY he threw for 64% comp at home and 54% on the road, which means it will get better at a faster pace?

**New England at ATLANTA** - What type of marquee matchup is this? Only 3 teams have won 36 reg ssn the L3Y in GB (36), Atlanta (36) and New England (39). The Falcons won their 14-4 ATS mark as a non-div HF take on the Patriots with their 17-4-2 ATS record as an away dog the L10Y! NE just faced TB coached by Belichick good buddy Schiano. Might Bill have a conversation about TB going 1-1 SU and 2-0 ATS vs the Falcons LY and then return the favor when TB plays them in 3 weeks? **Call your Northcoast VIP Debit Card for this Sunday Night Marquee Play! Available after 11:00 am est Sunday! Or, get it from your Marquee 7-Pack!!!**

Bye: Green Bay, Carolina

## NFL LINES AND 2013 STATS

	NC	OP	OFFENSE				DEFENSE				SACK%							
			SU	ATS	O/U	TO's	Ttl	Sc	Ypp	Ttl	Sc	Ypp	Off	Def				
San Francisco 49ers	3'	1-2	1-2	1-2	-4	27	28	21.7	(28)	13	26	12.0	(30)	8.5%	(20)	8.4%	(13)	
St Louis Rams	NL	42'	1-2	0-3	2-1	+1	19	23	17.6	(22)	26	27	13.7	(27)	4.2%	(5)	6.5%	(21)
Pittsburgh Steelers	E	0-2	0-2	0-2	-4	31	30	24.9	(31)	10	10	17.7	(11)	10.0%	(29)	1.5%	(32)	
Minnesota Vikings	NL	0-3	1-2	3-0	0	20	7	12.5	(2)	29	17	19.0	(8)	10.0%	(29)	3.6%	(29)	
Baltimore Ravens	3	3'	2-1	2-1	1-2	0	29	12	13.0	(5)	16	14	16.1	(17)	6.7%	(12)	9.6%	(9)
Buffalo Bills	43	1-2	2-1	2-1	+2	15	20	16.2	(17)	28	19	17.2	(14)	8.3%	(19)	6.7%	(19)	
Cincinnati Bengals	5	2-1	2-0-1	2-1	0	17	10	13.9	(9)	12	14	15.9	(9)	4.7%	(7)	5.3%	(24)	
Cleveland Browns	1	41'	1-2	1-2	1-2	-2	25	32	50.5	(32)	6	14	14.1	(25)	9.7%	(26)	10.6%	(4)
Indianapolis Colts	14	9	2-1	1-2	1-2	+4	14	17	15.6	(15)	15	7	21.3	(6)	8.6%	(21)	10.0%	(7)
Jacksonville Jaguars	42'	0-3	0-3	1-2	-2	32	31	24.7	(29)	20	30	12.1	(29)	12.8%	(31)	6.9%	(16)	
Seattle Seahawks	3	3-0	3-0	1-2	+6	8	3	13.2	(6)	1	1	26.9	(3)	9.9%	(28)	9.0%	(11)	
Houston Texans	3	43	2-1	0-3	2-1	-3	7	15	16.6	(18)	2	25	9.1	(32)	5.5%	(11)	9.6%	(10)
Arizona Cardinals	3	40'	1-2	2-1	1-2	-1	23	24	17.6	(23)	21	23	14.4	(12)	7.8%	(15)	4.2%	(27)
Tampa Bay Buccaneers	2'	0-3	1-2	0-3	0	30	29	24.9	(30)	16	13	18.1	(10)	7.4%	(13)	9.9%	(8)	
Chicago Bears	NL	2-0	0-1-1	2-0	+1	11	5	13.3	(7)	18	22	13.5	(28)	1.4%	(1)	3.2%	(30)	
Detroit Lions	9	3	2-1	2-1	1-2	+3	4	6	15.0	(13)	19	18	15.9	(18)	5.0%	(2)	5.1%	(25)
NY Giants	44	0-3	0-3	2-1	-9	21	26	18.6	(25)	24	32	10.0	(31)	9.3%	(24)	2.5%	(31)	
Kansas City Chiefs	3	4	3-0	2-1	0-3	-9	22	12	14.1	(10)	8	2	27.3	(1)	9.5%	(25)	12.4%	(2)
NY Jets	38'	2-1	3-0	1-2	-6	10	25	20.6	(27)	4	8	16.2	(16)	8.7%	(22)	10.7%	(3)	
Tennessee Titans	3	5	2-1	2-0-1	1-2	+5	28	21	15.5	(14)	7	12	16.5	(15)	8.0%	(17)	8.6%	(12)
Dallas Cowboys	1	2-1	3-0	1-2	+3	16	4	12.6	(3)	14	11	18.6	(9)	5.2%	(10)	10.2%	(5)	
San Diego Chargers	3	45	1-2	2-0-1	2-1	-2	12	9	13.8	(8)	31	24	17.4	(12)	4.8%	(9)	4.2%	(27)
Washington Redskins	6	3	0-3	0-3	2-1	-2	5	19	18.3	(24)	32	31	14.9	(23)	4.3%	(6)	7.3%	(15)
Oakland Raiders	NL	1-1	2-0	0-2	-3	13	26	19.8	(26)	3	6	17.4	(13)	7.5%	(14)	14.8%	(1)	
Philadelphia Eagles	NL	1-2	1-2	2-1	-3	2	8	17.5	(21)	30	27	15.3	(21)	9.7%	(27)	6.9%	(17)	
Denver Broncos	13	10	2-0	2-0	2-0	+3	1	1	10.3	(1)	25	21	15.4	(20)	3.5%	(3)	4.5%	(26)
New England Patriots	49	3-0	1-2	0-3	+3	18	22	17.3	(19)	8	2	27.3	(1)	4.7%	(8)	6.8%	(18)	
Atlanta Falcons	NL	E	1-2	1-2	2-1	-2	9	12	16.0	(16)	23	20	15.2	(22)	4.2%	(4)	5.6%	(23)
Miami Dolphins	47	3-0	3-0	2-1	+2	26	11	12.9	(4)	22	9	21.1	(7)	13.1%	(32)	6.7%	(20)	
New Orleans Saints	10	5'	3-0	2-1	0-3	+2	6	15	17.3	(20)	5	5	23.3	(5)	7.9%	(16)	8.4%	(14)

# 2013 NFL POWER RATINGS

We grade each team position by position and list the 2013 Power Ratings. Each week we update these Power Ratings in our weekly Power Sweep editions.

## 1995-2012 Power Ratings Record 79-54-2

TEAM	OPEN	CURRENT	TEAM	OPEN	CURRENT
1 Denver	107.5	106.8	17 Carolina	101.3	97.2
2 Seattle	105.4	104.5	18 Minnesota	99.4	97.1
3 San Francisco	107.4	102.6	19 Tennessee	96.9	97.0
4 Green Bay	105.3	102.2	20 St Louis	98.1	96.7
5 Houston	107.7	102.1	21 Arizona	97.7	96.4
6 New England	105.6	101.9	22 NY Giants	102.8	96.0
7 Cincinnati	102.4	101.8	23 Indianapolis	98.2	95.8
8 New Orleans	103.0	101.7	24 Cleveland	97.9	95.6
9 Dallas	101.7	101.6	25 Philadelphia	96.8	95.5
10 Detroit	102.5	101.6	26 Tampa Bay	99.1	95.3
11 Kansas City	101.6	101.5	27 San Diego	95.4	95.3
12 Atlanta	102.7	101.1	28 Buffalo	95.3	94.8
13 Pittsburgh	102.6	100.1	29 Washington	99.5	94.3
14 Baltimore	102.3	98.9	30 NY Jets	96.3	94.0
15 Chicago	100.2	98.7	31 Oakland	90.3	92.1
16 Miami	97.8	97.5	32 Jacksonville	92.4	87.7

### POWER RATING PLAY OF THE WEEK: DENVER

**RENEWAL FOR 2014  
POWER SWEEP  
GOES UP ON OCTOBER 1, 2013**  
*Get in before the increase!*

★★★★★★★★★★★★★★★★★★★★  
**email only \$69 for the season!**  
★★★★★★★★★★★★★★★★★★★★

Add \$40 to rate for mail delivery.

**All 2014 Bonuses Included!  
Discounts on 2013 Late Phones!**

Call 1-800-654-3448 by 10/1/13

# PRO STATISTICS

## 2013 NFL TEAM RANKINGS

	AFC					NFC					TTL OFF	RUSH OFF	RUSH YPC	PASS OFF	PASS PCT	SK VS	TTL DEF	RUSH DEF	RUSH YPC	PASS DEF	PASS PCT	SK BY	TO EDG
	SU	CONF SU	PPG	YPG	ATS	O/U	SU	CONF SU	PPG	YPG													
<b>WEST SOUTH</b>																							
New England	3-0	0-2	8.3	31.3	1-2	0-3	18	12	4.0	21	57.5	8	8	24	4.1	6	50.5	18	3	3			
Miami	3-0	0-0	7.0	52.7	3-0	2-1	26	28	3.2	14	66.4	30	22	19	4.7	21	55.2	8	2				
Ny Jets	2-1	2-0	1.7	108.3	3-0	1-2	10	6	3.9	17	53.4	21	4	6	3.2	7	47.3	3	-6				
Buffalo	1-2	1-1	-2.7	-67.3	2-1	2-1	15	5	4.4	24	59.3	21	28	30	4.3	20	55.5	13	2				
<b>NORTH EAST</b>																							
Cincinnati	2-1	1-0	3.7	14.7	2-0-1	2-1	17	20	3.4	12	67.0	5	12	15	4.1	15	59.3	23	0				
Baltimore	2-1	1-0	2.3	-36.0	2-1	1-2	29	25	2.6	20	60.5	16	16	4	3.4	22	64.9	6	0				
Cleveland	1-2	0-1	-15.0	19.7	1-2	1-2	25	27	4.3	15	54.5	30	6	8	2.8	13	62.8	3	-2				
Pittsburgh	0-2	0-1	-8.5	-81.5	0-2	0-2	31	32	2.5	27	58.6	12	10	23	3.1	8	55.4	32	-4				
<b>SOUTH</b>																							
Houston	2-1	0-1	-4.0	139.3	0-3	2-1	7	9	4.9	10	66.4	12	2	9	3.3	2	56.6	13	-3				
Tennessee	2-1	1-0	1.3	1.7	2-0-1	1-2	28	6	3.9	29	58.6	12	7	14	4.4	11	63.8	8	5				
Indianapolis	2-1	0-0	6.7	11.3	1-2	1-2	14	4	4.8	25	65.6	16	15	27	4.7	12	61.1	8	4				
Jacksonville	0-3	0-0	-21.3	-139.7	0-3	1-2	32	30	2.4	28	53.0	32	20	32	5.1	10	65.5	23	-2				
<b>WEST</b>																							
Denver	2-0	0-0	20.0	78.5	2-0	2-0	1	22	3.3	1	67.1	2	25	1	2.0	31	55.9	26	3				
Kansas City	3-0	0-0	12.3	24.0	2-1	0-3	22	11	4.2	26	61.0	25	8	25	5.5	5	54.9	1	9				
Oakland	1-1	0-0	3.0	95.0	2-0	0-2	13	2	5.9	32	64.2	4	3	7	3.6	3	70.5	8	-3				
San Diego	1-2	0-0	-1.0	-111.0	2-0-1	2-1	12	17	3.9	13	70.0	5	31	26	4.9	32	67.5	26	-2				
<b>NORTH EAST</b>																							
Dallas	2-1	1-0	9.3	7.3	3-0	1-2	16	15	4.3	18	72.2	8	14	2	3.9	23	60.6	2	3				
Philadelphia	1-2	1-0	-2.3	23.0	1-2	2-1	2	1	6.3	11	55.9	21	30	21	4.0	29	67.2	8	-3				
Washington	0-3	0-1	-10.3	-80.0	0-3	2-1	5	19	5.3	3	63.3	8	32	30	4.8	30	67.9	13	-2				
Ny Giants	0-3	0-1	-20.3	-48.3	0-3	2-1	21	31	2.7	6	58.5	29	24	28	4.0	18	68.1	30	-9				
<b>SOUTH</b>																							
Chicago	2-0	0-1	2.0	22.0	0-1-1	2-0	11	16	3.9	9	68.1	1	18	10	3.4	17	66.7	31	1				
Detroit	2-1	1-0	4.3	44.7	2-1	1-2	4	26	3.0	2	63.6	2	19	16	4.5	19	61.9	23	3				
Green Bay	1-2	0-0	2.7	50.3	1-2	3-0	3	10	5.3	3	66.4	25	27	12	3.7	27	68.2	18	-2				
Minnesota	0-3	1-1	4.3	-93.3	1-2	3-0	20	13	4.2	23	59.0	25	29	22	4.6	28	63.5	26	0				
<b>NORTH EAST</b>																							
New Orleans	3-0	1-1	10.7	108.7	2-1	0-3	6	24	3.5	4	63.8	25	5	20	5.3	4	54.7	13	2				
Atlanta	1-2	0-1	-1.0	4.0	1-2	2-1	9	21	4.5	7	68.1	5	23	5	3.8	25	65.6	18	-2				
Carolina	1-2	0-0	10.7	2.3	1-2	1-2	24	3	4.4	31	59.1	16	11	10	3.7	14	66.7	7	1				
Tampa Bay	0-3	1-0	-7.7	-62.3	1-2	0-3	30	14	4.0	30	45.7	12	16	18	3.9	16	62.0	3	0				
<b>SOUTH</b>																							
Seattle	3-0	1-0	19.7	138.0	3-0	1-2	8	8	3.7	16	66.7	16	1	13	4.1	1	52.8	13	6				
St Louis	1-2	0-1	-9.3	-53.3	0-3	2-1	19	29	3.2	8	62.0	8	26	17	4.1	24	71.0	18	1				
San Francisco	1-2	0-1	-13.3	-18.7	1-2	1-2	27	18	4.0	22	56.4	16	13	29	3.9	9	56.6	18	-4				
Arizona	1-2	1-0	-7.7	-42.0	2-1	1-2	23	23	3.9	19	58.3	21	21	3	3.2	26	66.7	26	-1				

### PRO STAT PLAY: CLEVELAND

#### PRO ANGLES

ARZ is 2-5 in B2B road games  
ATL is 18-7-1 hosting NDIV foe  
BAL is 1-4 as a NDIV AF  
BUF is 4-1 as a NDIV HD  
CHI is 4-8 as a dog  
CHI is 1-5 in Div road games  
CIN is 5-1-1 as an AF  
CLE is 5-2 as a HD  
DAL is 7-3-1 away vs NDIV  
DEN is 7-1 as a HF  
DET is 2-8-1 vs Div foe  
HOU is 8-4-1 as a HD  
IND is 7-3 as a div AF  
JAX is 5-12 at home

JAX is 1-5 off a SU loss  
KC is 3-12 as a HF  
MIA is 27-13 on the road  
MIN is 4-8 vs the AFC  
NE is 7-1 as a dog  
NO is 27-13-1 at home  
NYG are 0-6 on the road  
NYJ are 1-6 as a NDIV AD  
OAK is 4-1 off a MNF game  
PHI is 3-7 as a dog  
PHI is 1-5 vs the AFC  
PIT is 5-12 on the road  
SD is 2-6 at home  
SD is 1-8 vs the NFC

SF is 1-6-1 in Div road games  
SEA is 7-2-1 away vs NDIV  
STL is 6-2-1 as a HD  
TB is 4-9 as a NDIV HF  
TEN is 2-5 as a HF  
WAS is 8-20-1 as a NDIV fav

**(4) Angle Plays  
35-19 65% L/9Y!**

**(3) DENVER  
(3) INDIANAPOLIS**




#### LAST WEEK'S NFL STATS

TEAM	LINE	SCORE	FD	RUSHING Att-Yds	PASSING Att-Comp-Yds	I/F
<b>NFL Week Two Sept 16th-17th</b>						
San Francisco	45	3	12	20-100	13-28-107	3-2
Seattle	-3	29	19	47-172	8-19-118	1-0
Pittsburgh	41	10	14	16-44	20-37-234	1-1
Cincinnati	-6	20	22	34-127	25-45-280	0-0
<b>NFL Week Three Sept 19&amp;22</b>						
Kansas City	51	26	19	38-146	22-35-248	0-0
Philadelphia	-3	16	21	27-264	13-30-167	2-3
San Diego	43	17	19	27-102	20-24-175	0-1
Tennessee	-3	20	23	29-170	23-37-282	0-0
Cleveland	40	31	23	17-103	31-55-306	3-1
Minnesota	-6	27	21	31-134	25-42-195	1-2
Tampa Bay	44	3	18	22-97	19-41-226	1-0
New England	-7	23	21	33-156	25-36-202	1-0
Houston	-1	9	18	23-94	25-35-170	1-0
Baltimore	45	30	16	31-75	16-24-161	0-0
St Louis	47	7	17	12-35	29-49-197	0-1
Dallas	-3	31	21	34-193	17-24-203	0-1
Arizona	48	7	16	16-84	18-35-161	2-0
New Orleans	-7	31	27	24-104	29-46-319	1-0
Detroit	-1	27	24	23-63	25-42-378	1-0
Washington	48	20	27	22-120	32-50-300	1-1
Green Bay	-2	30	27	30-182	26-43-217	2-2
Cincinnati	50	34	19	24-82	20-28-215	1-3
NY Giants	-1	0	10	16-86	14-27-90	2-1
Carolina	47	38	27	46-194	15-27-208	1-1
Atlanta	44	23	24	30-146	23-38-231	1-1
Miami	-2	27	16	15-90	24-35-195	1-1
Indianapolis	46	27	23	39-179	18-27-157	0-0
San Francisco	-10	7	14	23-115	13-27-139	1-1
Jacksonville	40	17	17	24-51	18-38-214	2-1
Seattle	-18	45	28	36-156	21-29-323	1-1

**2013 COLLEGE STANDINGS**

INDEP	Ttl Off		Scr Def		Net YPG	Avg Scr	SU All	ATS All		O/U All	Ttl Off	Scr Def		Net YPG	Avg Scr	SU All	ATS All		O/U All				
	Off	Def	Off	Def	Def	Def		Conf	All			Conf	All	Conf	All		Conf	All					
10	12	76	48	48	143.5	46-21		2-0	2-0	1-1	77	73	78	73	-24.0	27-26		1-0	1-3	1-0	2-2		
51	66	56	57	79.0	30-24		3-1	0-4	2-2	106	61	47	53	-18.7	31-22		1-0	2-1	0-1	1-2	0-1	1-2	
74	97	64	82	6.3	21-29		1-3	1-3	1-3	19	12	5	23	274.7	46-16		0-0	2-2	0-0	3-1	0-0	1-3	
21	71	36	42	186.5	28-20		1-2	1-2	1-2	83	86	112	124	-96.5	24-45		0-0	1-2	0-0	2-1	0-0	3-0	
25	26	120	117	-1.7	41-39		1-2	2-1	2-1	112	124	42	100	-27.7	10-34		0-0	0-3	0-0	1-2	0-0	1-2	
78	111	123	120	-170.7	17-42		0-4	1-3	1-3	125	125	98	116	-247.3	8-38		0-0	0-4	0-0	0-4	0-0	2-1	
88	114	125	126	-210.0	16-47		0-4	0-4	4-0	123	116	52	65	-105.3	16-25		0-2	1-3	1-1	3-1	1-1	1-3	
MW	Ttl Off		Scr Def		Net YPG	Avg Scr	SU All		ATS All		O/U All		Ttl Off	Scr Def		Net YPG	Avg Scr	SU All		ATS All		O/U All	
	Off	Def	Off	Def	Def	Def	Conf	All	Conf	All	Conf	All		Conf	All	Conf	All	Conf	All	Conf	All	Conf	All
18	42	73	33	129.7	37-18		1-0	3-1	1-0	4-0	1-0	2-2	63	90	95	107	-9.0	23-36		1-0	2-2	1-0	2-2
11	8	13	36	264.3	49-19		1-0	2-2	1-0	3-1	1-0	3-1	45	59	97	42	27.7	32-20		1-0	2-2	1-0	3-1
52	42	80	61	38.3	37-24		1-1	2-2	1-1	2-2	2-0	3-1	57	77	62	96	61.5	27-33		0-0	1-2	0-0	2-1
101	73	99	105	-96.7	27-35		0-0	1-2	0-0	1-2	0-0	2-1	104	104	90	112	-89.3	19-37		0-0	1-2	0-0	1-2
86	68	94	85	-63.0	29-29		0-0	1-3	0-0	3-1	0-0	3-1	41	36	100	91	32.0	39-32		0-1	1-2	0-1	2-1
99	81	110	107	-124.0	26-36		0-3	1-3	1-2	1-3	3-0	3-1	96	105	87	71	-73.0	19-26		0-1	1-3	0-1	1-2
47	11	113	114	-19.0	47-38		1-0	3-0	0-1	0-3	1-0	2-1	48	70	75	57	52.3	28-24		1-0	3-1	1-0	3-1
89	96	119	120	-142.3	21-42		1-0	2-2	1-0	2-2	0-1	2-2	95	92	107	98	-113.7	23-34		0-0	3-1	0-0	3-1
85	94	67	122	-21.7	22-43		0-0	2-2	0-0	2-2	0-0	3-1	111	102	124	123	-237.0	20-44		0-0	1-2	0-0	1-2
115	106	43	27	-32.0	19-17		0-0	1-2	0-0	2-1	0-0	1-2	103	95	108	96	-125.0	22-33		0-0	1-3	0-0	2-2
91	121	114	118	-129.0	13-41		0-0	0-3	0-0	1-2	0-0	1-2	126	123	126	125	-470.5	11-47		0-0	0-3	0-0	1-2
124	120	96	91	-201.0	14-32		0-1	0-3	0-1	2-1	0-1	0-3	121	126	121	104	-260.7	7-34		0-0	0-4	0-0	2-2
71	61	56	80	32.7	31-28		1-0	2-1	1-0	2-1	1-0	2-1	116	110	103	93	-152.7	17-32		0-1	2-2	0-1	1-3
14	41	83	77	126.0	37-28		1-0	2-2	0-1	1-3	1-0	2-2	84	97	65	77	-18.0	21-28		1-0	3-1	1-0	3-1
114	82	25	4	-2.0	25-9		0-0	2-1	0-0	2-1	0-0	0-3	40	40	102	90	25.0	38-31		1-0	2-2	1-0	4-0
64	42	88	87	-5.7	37-30		0-0	2-2	0-0	1-3	0-0	3-1	100	109	74	88	-60.3	18-30		0-0	0-4	0-0	2-2
75	90	33	48	56.7	23-21		0-0	2-2	0-0	1-3	0-0	2-2	102	108	85	111	-78.0	18-37		0-1	1-3	0-1	1-3
108	119	111	114	-141.7	14-38		0-0	0-4	0-0	2-2	0-0	3-1	113	111	78	94	-98.7	17-32		0-0	0-4	0-0	2-2
13	17	63	65	167.7	45-25		0-1	2-2	1-0	2-2	1-0	4-0											
69	80	89	110	-18.0	26-36		0-1	2-2	0-1	2-2	1-0	4-0											

**SEPTEMBER COLLEGE TOTALS GAME OF THE MONTH THIS SATURDAY!**  
**Available 9/28/13 at 10:00 am ET for \$100**  
**Save NOW when you sign up for a package!**

PACKAGE:		Wed Price	Thur Price	Fri Price	Sat Price
Top Play Trio	non subs	\$149	\$159	\$169	\$179
	2013 sub	\$135	\$145	\$155	\$165
	2014 sub	\$129	\$139	\$149	\$159
All The Stars	non subs	\$249	\$259	\$269	\$279
	2013 sub	\$239	\$249	\$259	\$269
	2014 sub	\$229	\$239	\$249	\$259
Exec Week 5	non subs	\$469	\$479	\$489	\$499
	2013 sub	\$439	\$449	\$459	\$469
	2014 sub	\$429	\$439	\$449	\$459
<b>September Totals GOM</b>		<b>\$100</b>	<b>\$100</b>	<b>\$100</b>	<b>\$100</b>

**RENEWAL FOR 2014 POWER SWEEP GOES UP ON OCTOBER 1, 2013**  
*Get in before the increase!*  
 ★★★★★★★★★★★★★★★★★★  
**email only \$69 for the season!**  
 ★★★★★★★★★★★★★★★★★★  
 Add \$40 to rate for mail delivery.  
**All 2014 Bonuses Included!**  
**Discounts on 2013 Late Phones!**  
**Call Today! 1-800-654-3448**  
 Before October 1, 2013

**Purchase One Marquee 7-Pack**  
**For only: \$39**  
**2013 Subs Pay \$59**  
*Reg \$12 per play 7-Packs expire Super Bowl Sunday*

**SPECIAL PURCHASE:**  
**2014 SUBSCRIBERS PICK ONE**  
THIS SPECIAL PURCHASE OFFER EXPIRES ON SEPT 30, 2013

**ADD CREDIT TO YOUR NORTHCOAST VIP DEBIT ACCOUNT!**

**\$100 DEBIT CREDIT ..... \$79**

**\$200 DEBIT CREDIT ..... \$149**

**Not a Current Subscriber? It's never too late to subscribe!**

**SUBSCRIBE FOR 2013 AND PAY JUST \$94 EMAIL / \$134 MAIL**  
**Plus YOU WILL RECEIVE A FREE MARQUEE 7/PACK!**

Current Rates For:

- \$94 '13 for the **email** subscription to **POWER SWEEP** add \$40 for mail delivery.
- \$94 '13 for the **email** subscription to **POWER PLAYS** add \$40 for mail delivery.
- \$50 '13 for the **email** subscription to **POWER PLAYS** if I am a 2013 subscriber to Power Sweep. This subscription does not include any bonus offers.
- \$69 2014 **POWER SWEEP** or **POWER PLAYS** email subscriptions (exp 10/1/13)

Mail Payments to us at:  
**NORTHCOAST SPORTS SERVICE**  
 PO Box 450829  
 Cleveland, OH 44145

Make a Credit Card Payment:  
  
**1-800-654-3448**  
 and online [ncsports.com](http://ncsports.com)



39  
0 44078 91192 9



AIR FORCE			
(SU: 1-3 ATS: 1-3)	FieldTurf	DATE	OPPONENT
DATE	OPPONENT	W/L	LINE SCORE
A 31	Colgate	L	-27' 38-13
S 7	Utah St	L	+9' 20-52
S 13	at Boise St (F)	W	+23' 20-42
S 21	Wyoming	L	+4' 23-56
S 28	at Nevada		
O 5	at Navy		
O 10	San Diego St (Th)		
O 19			
O 26	Notre Dame		
N 2	Army		
N 8	at New Mexico (F)		
N 16			
N 21	UNLV (Th)		
N 30	at Colorado St		

ARMY			
(SU: 1-3 ATS: 1-3)	FieldTurf	DATE	OPPONENT
DATE	OPPONENT	W/L	LINE SCORE
A 30	Morgan St (F)	L	-33 28-12
S 7	at Ball St	L	+8' 14-40
S 14	Stanford	W	+30' 20-34
S 21	Wake Forest	L	+2' 11-25
S 28	at Louisiana Tech		
O 5	at Boston College		
O 12	Eastern Michigan		
O 19	at Temple		
O 26			
N 2	at Air Force		
N 9	WKU		
N 16			
N 23			
N 30	at Hawaii		
D 14	† Navy		

BUFFALO			
(SU: 1-2 ATS: 1-2)	Sportsex46	DATE	OPPONENT
DATE	OPPONENT	W/L	LINE SCORE
A 31	at Ohio St	W	+34 20-40
S 7	at Baylor	L	+27' 13-70
S 14	Stony Brook OT	L	-12 26-23
S 21			
S 28	Connecticut		
O 5	Eastern Michigan		
O 12	at Western Michigan		
O 19	Massachusetts		
O 26	at Kent St		
N 2			
N 5	Ohio (Tue)		
N 12	at Toledo (Tue)		
N 19	at Miami, Oh (Tue)		
N 29	Bowling Green (F)		

COLORADO STATE			
(SU: 1-3 ATS: 3-1)	FieldTurf	DATE	OPPONENT
DATE	OPPONENT	W/L	LINE SCORE
S 1	† Colorado (S)	L	-3 27-41
S 7	at Tulsa	W	+10' 27-30
S 14	Cal Poly	W	-7' 34-17
S 21	at Alabama	W	+39 6-31
S 28	UTEP		
O 5			
O 12	San Jose St		
O 19	at Wyoming		
O 26	at Hawaii		
N 2	Boise St		
N 9	Nevada		
N 16	at New Mexico		
N 23	at Utah St		
N 30	Air Force		

FIU			
(SU: 0-4 ATS: 0-4)	FieldTurf	DATE	OPPONENT
DATE	OPPONENT	W/L	LINE SCORE
A 31	at Maryland	L	+21 10-43
S 7	UCF	L	+24 0-38
S 14	Bth-Cookman	L	+4 13-34
S 21	at Louisville	L	+42 0-72
S 28			
O 5	at Southern Miss		
O 12	UAB		
O 19			
O 26	Louisiana Tech		
N 2	East Carolina		
N 9	at Middle Tenn		
N 16	at UTEP		
N 23	Marshall		
N 29	at Florida Atl (F)		

HOUSTON			
(SU: 3-0 ATS: 3-0)	Grass	DATE	OPPONENT
DATE	OPPONENT	W/L	LINE SCORE
A 30	Southern (F)	W	-40 62-13
S 7	at Temple	W	-3 22-13
S 14			
S 21	at Rice	W	-3 31-26
S 28	at UTSA		
O 5			
O 12	Memphis		
O 19	BYU		
O 26	at Rutgers		
O 31	USF		
N 9	at UCF		
N 16	at Louisville		
N 23	Cincinnati		
N 29	SMU (F)		

AKRON			
(SU: 1-3 ATS: 2-2)	ProGrass	DATE	OPPONENT
DATE	OPPONENT	W/L	LINE SCORE
A 29	at UCF (Th)	L	+23 7-38
S 7	J Madison	L	-3' 35-33
S 14	at Michigan	W	+37' 24-28
S 21	Louisiana	W	+6 30-35
S 28	at Bowling Green		
O 5	Ohio		
O 12	at Northern Illinois		
O 19	at Miami, Oh		
O 26	Ball St		
N 2	Kent St		
N 9			
N 16	at Massachusetts		
N 23			
N 29	Toledo (F)		

AUBURN			
(SU: 3-1 ATS: 2-2)	Grass	DATE	OPPONENT
DATE	OPPONENT	W/L	LINE SCORE
A 31	Wash St	L	-14 31-24
S 7	Arkansas St	W	-10' 38-9
S 14	Miss St	L	-6' 24-20
S 21	at LSU	W	+17 21-35
S 28			
O 5	Mississippi		
O 12	Western Carolina		
O 19	at Texas A&M		
O 26	Florida Atlantic		
N 2	at Arkansas		
N 9	at Tennessee		
N 16	Georgia		
N 23			
N 30	Alabama		

BYU			
(SU: 1-2 ATS: 1-2)	Grass	DATE	OPPONENT
DATE	OPPONENT	W/L	LINE SCORE
A 31	at Virginia	L	-2 16-19
S 7	Texas	W	+7 40-21
S 14			
S 21	Utah	L	-6' 13-20
S 27	Middle Tenn (F)		
O 4	at Utah St (F)		
O 12	Georgia Tech		
O 19	at Houston		
O 25	Boise St (F)		
N 2			
N 9	at Wisconsin		
N 16	Idaho St		
N 23	at Notre Dame		
N 30	at Nevada		

CONNECTICUT			
(SU: 0-3 ATS: 1-2)	Grass	DATE	OPPONENT
DATE	OPPONENT	W/L	LINE SCORE
A 29	Towson (Th)	L	-16' 18-33
S 7			
S 14	Maryland	L	+6' 21-32
S 21	Michigan	W	+19 21-24
S 28	at Buffalo		
O 5			
O 12	USF		
O 19	at Cincinnati		
O 26	at UCF		
N 2			
N 8	Louisville (F)		
N 16	at SMU		
N 23	at Temple		
N 30	Rutgers		
D 7	Memphis		

FLORIDA STATE			
(SU: 3-0 ATS: 3-0)	Grass	DATE	OPPONENT
DATE	OPPONENT	W/L	LINE SCORE
S 2	at Pitt (M)	W	-10 41-13
S 7			
S 14	Nevada	W	-35' 62-7
S 21	B-Cookman	W	-39' 54-6
S 28	at Boston College		
O 5	Maryland		
O 12			
O 19	at Clemson		
O 26	NC State		
N 2	Miami, Fl		
N 9	at Wake Forest		
N 16	Syracuse		
N 23	Idaho		
N 30	at Florida		

IDAHO			
(SU: 0-4 ATS: 1-3)	Real Grass Pro	DATE	OPPONENT
DATE	OPPONENT	W/L	LINE SCORE
A 31	at N Texas	L	+16 6-40
S 7	at Wyoming	L	+28 10-42
S 14	N Illinois	W	+29 35-45
S 21	at Wash St	L	+31 0-42
S 28	Temple		
O 5	Fresno St		
O 12	at Arkansas St		
O 19			
O 26	at Mississippi		
N 2	Texas St		
N 9	Old Dominion		
N 16			
N 23	at Florida St		
N 30	at New Mexico St		

ALABAMA			
(SU: 3-0 ATS: 1-2)	Grass	DATE	OPPONENT
DATE	OPPONENT	W/L	LINE SCORE
A 31	† Virg Tech	W	-21 35-10
S 7			
S 14	at Texas A&M	L	-8' 49-42
S 21	Colorado St	L	-39 31-6
S 28	Mississippi		
O 5	Georgia St		
O 12	Kentucky		
O 19	Arkansas		
O 26	Tennessee		
N 2			
N 9	LSU		
N 16	at Mississippi St		
N 23	Chattanooga		
N 30	at Auburn		

BALL STATE			
(SU: 3-1 ATS: 3-1)	FieldTurf	DATE	OPPONENT
DATE	OPPONENT	W/L	LINE SCORE
A 29	Illinois St (Th)	W	-12 51-28
S 7	Army	W	-8' 40-14
S 14	at N Texas	L	-3 27-34
S 21	at E Michigan	W	-10 51-20
S 28	Toledo		
O 5	at Kent St		
O 12	at Virginia		
O 19	at Western Michigan		
O 26	at Akron		
N 2			
N 6	Central Michigan (Wed)		
N 13	at Northern Illinois (Wed)		
N 23			
N 29	Miami, Oh (F)		

CALIFORNIA			
(SU: 1-2 ATS: 0-3)	MatrixTurf	DATE	OPPONENT
DATE	OPPONENT	W/L	LINE SCORE
A 31	N'western	L	+5' 30-44
S 7	Portland St	L	-27' 37-30
S 14	Ohio St	L	+14' 34-52
S 21			
S 28	at Oregon		
O 5	Washington St		
O 12	at UCLA		
O 19	Oregon St		
O 26	at Washington		
N 2	Arizona		
N 9	USC		
N 16	at Colorado		
N 23	at Stanford		
N 30			

DUKE			
(SU: 2-2 ATS: 3-1)	Grass	DATE	OPPONENT
DATE	OPPONENT	W/L	LINE SCORE
A 31	NC Central	W	-32' 45-0
S 7	at Memphis	W	-4' 28-14
S 14	Georgia Tech	L	+8' 14-38
S 21	Pittsburgh	W	+4 55-58
S 28	Troy		
O 5			
O 12	Navy		
O 19	at Virginia		
O 26	at Virginia Tech		
N 2			
N 9	NC State		
N 16	Miami, Fl		
N 23	at Wake Forest		
N 30	at North Carolina		

FRESNO STATE			
(SU: 3-0 ATS: 0-3)	FieldTurf	DATE	OPPONENT
DATE	OPPONENT	W/L	LINE SCORE
A 29	Rutgers (Th) OT	L	-11 52-51
S 7	at Cal Poly	L	-28' 41-25
S 14	at Colorado PPD		
S 20	Boise St (F)	L	-3' 41-40
S 28	at Hawaii		
O 5	at Idaho		
O 12			
O 19	UNLV		
O 26	at San Diego St		
N 2	Nevada		
N 9	at Wyoming		
N 16			
N 23	New Mexico		
N 29	at San Jose St (F)		

ILLINOIS			
(SU: 2-1 ATS: 2-1)	FieldTurf	DATE	OPPONENT
DATE	OPPONENT	W/L	LINE SCORE
A 31	S Illinois	L	-17 42-34
S 7	Cincinnati	W	+8' 45-17
S 14	Washington	W	+10' 24-34
S 21			
S 28	Miami, Oh		
O 5	at Nebraska		
O 12			
O 19	Wisconsin		
O 26	Michigan St		
N 2	at Penn St		
N 9	at Indiana		
N 16	Ohio St		
N 23	at Purdue		
N 30	Northwestern		

ARIZONA			
(SU: 3-0 ATS: 3-0)	Grass	DATE	OPPONENT
DATE	OPPONENT	W/L	LINE SCORE
A 30	N Ariz (F)	W	-34 35-0
S 7	at UNLV	W	-10' 58-13
S 14	UTSA	W	-24' 38-13
S 21			
S 28	at Washington		
O 5			
O 10	at USC (Th)		
O 19	Utah		
O 26	at Colorado		
N 2	at California		
N 9	UCLA		
N 16	Washington St		
N 23	Oregon		
N 30	at Arizona St		

BAYLOR			
(SU: 3-0 ATS: 3-0)	Hellas Matrix	DATE	OPPONENT
DATE	OPPONENT	W/L	LINE SCORE
A 31	Wofford	W	-30 69-3
S 7	Buffalo	W	-27' 70-13
S 14			
S 21	ULM	W	-30' 70-7
S 28	Toledo		
O 5	West Virginia		
O 12	at Kansas St		
O 19	Iowa St		
O 26	at Kansas		
N 2			
N 7	Oklahoma (Th)		
N 16	† Texas Tech		
N 23	at Oklahoma St		
N 30	at TCU		
D 7	Texas		

CENTRAL MICHIGAN			
(SU: 1-3 ATS: 1-3)	FieldTurf	DATE	OPPONENT
DATE	OPPONENT	W/L	LINE SCORE
A 31	at Michigan	L	+31' 9-59
S 7	New Hamp	W	-2' 24-21
S 14	at UNLV	L	+7' 21-31
S 21	Toledo	L	+11' 17-38
S 28	at NC State		
O 5	at Miami, Oh		
O 12	at Ohio		
O 19	Northern Illinois		
O 26			
N 2			
N 6	at Ball St (Wed)		
N 16	at Western Michigan		
N 23	Massachusetts		
N 29	Eastern Michigan (Fri)		

EAST CAROLINA			
(SU: 2-1 ATS: 1-2)	Grass	DATE	OPPONENT
DATE	OPPONENT	W/L	LINE SCORE
A 31	Old Dom	L	-14' 52-38
S 5	Fla Atl (Th)	L	-20' 31-13
S 14	VA Tech	W	+7' 10-15
S 21			
S 28	at North Carolina		
O 5	at Middle Tenn		
O 12	at Tulane		
O 19	Southern Miss		
O 26			
N 2	at FIU		
N 9	Tulsa		
N 16	UAB		
N 23	at NC State		
N 29	at Marshall (F)		

GEORGIA			
(SU: 2-1 ATS: 1-2)	Grass	DATE	OPPONENT
DATE	OPPONENT	W/L	LINE SCORE
A 31	at Clemson	L	-2' 35-38
S 7	S Carolina	W	-3' 41-30
S 14			
S 21	North Texas	L	-33 45-21
S 28	LSU		
O 5	at Tennessee		
O 12	Missouri		
O 19	at Vanderbilt		
O 26			
N 2	† Florida		
N 9	Appalachian St		
N 16	at Auburn		

KANSAS STATE			
DATE	OPPONENT	W/L	LINE SCORE
A 30	N Dak St (F)	L -13'	21-24
S 7	Umass	W -11	48-27
S 14	Umass	L -38	37-7
S 21	at Texas	L +6	21-31
S 28			
O 5	at Oklahoma St		
O 12	at Baylor		
O 19			
O 26	West Virginia		
N 2	Iowa St		
N 9	at Texas Tech		
N 16	TCU		
N 23	Oklahoma		
N 30	at Kansas		

MARSHALL			
DATE	OPPONENT	W/L	LINE SCORE
A 31	Miami, Oh	W -20	52-14
S 7	G-Webb	W -42'	55-0
S 14	at Ohio	L -7'	31-34
S 21	at VA Tech 30T	W +8'	21-29
S 28			
O 5	UTSA		
O 12	at Florida Atl		
O 19			
O 24	at Middle Tenn		
N 2	Southern Miss		
N 9	UAB		
N 14	at Tulsa (Th)		
N 23	at FIU		
N 29	East Carolina (F)		

MICHIGAN STATE			
DATE	OPPONENT	W/L	LINE SCORE
A 30	W Mich (F)	L -28	26-13
S 7	USF	L -23	21-6
S 14	Y-town St	W -23'	55-17
S 21	at Notre Dame	W +4'	13-17
S 28			
O 5	at Iowa		
O 12	Indiana		
O 19	Purdue		
O 26	at Illinois		
N 2	Michigan		
N 9			
N 16	at Nebraska		
N 23	at Northwestern		
N 30	Minnesota		

NEBRASKA			
DATE	OPPONENT	W/L	LINE SCORE
A 31	Wyoming	L -30'	37-34
S 7	S Miss	W -28	56-13
S 14	UCLA	L -2'	21-41
S 21	S Dakota St	W -21	59-20
S 28			
O 5	Illinois		
O 12	at Purdue		
O 19			
O 26	at Minnesota		
N 2	Northwestern		
N 9	at Michigan		
N 16	Michigan St		
N 23	at Penn St		
N 29	Iowa (F)		

NORTHERN ILLINOIS			
DATE	OPPONENT	W/L	LINE SCORE
A 31	at Iowa	W +3	30-27
S 7			
S 14	at Idaho	L -29	45-35
S 21	E Illinois	L -14	43-39
S 28	at Purdue		
O 5	at Kent St		
O 12	Akron		
O 19	at Central Michigan		
O 26	Eastern Michigan		
N 2	at Massachusetts		
N 9			
N 13	Ball St (W)		
N 20	at Toledo (W)		
N 26	Western Michigan (Tue)		

OLD DOMINION			
DATE	OPPONENT	W/L	LINE SCORE
A 31	at E Carolina	W +14'	38-52
S 7	at Maryland	L +19	10-47
S 14	Howard	-	NL 76-19
S 21	The Citadel-	NL	59-58
S 28	Albany		
O 5	Liberty		
O 12			
O 19	Pittsburgh		
O 26	at Norfolk St		
N 2	Rhode Island		
N 9	at Idaho		
N 16	Charlotte		
N 23	at North Carolina		
N 30			

KENT ST			
DATE	OPPONENT	W/L	LINE SCORE
A 29	Liberty (Th)	L -17'	17-10
S 7	BG	L +6'	22-41
S 14	at LSU	W +36	13-45
S 21	at Penn St	L +21'	0-34
S 28	at Western Michigan		
O 5	Northern Illinois		
O 12	at Ball St		
O 19	at South Alabama		
O 26	Buffalo		
N 2	at Akron		
N 9			
N 13	Miami, Oh (Wed)		
N 19	at Ohio (Tue)		
N 30			

MARYLAND			
DATE	OPPONENT	W/L	LINE SCORE
A 31	FIU	W -21	43-10
S 7	Old Dom	W -19	47-10
S 14	at Connecticut	W -6'	32-21
S 21	at W Virginia	W -3'	37-0
S 28			
O 5	at Florida St		
O 12	Virginia		
O 19	at Wake Forest		
O 26	Clemson		
N 2			
N 9	Syracuse		
N 16	at Virginia Tech		
N 23	Boston College		
N 30	at NC State		

MIDDLE TENNESSEE			
DATE	OPPONENT	W/L	LINE SCORE
A 29	W Caro (Th)	L -32'	45-24
S 7	at N Carolina	L +17'	20-40
S 14	Memphis	L -9	17-15
S 21	at Florida Atl	W -3'	42-35
S 27	at BYU (F)		
O 5	East Carolina		
O 12	at North Texas		
O 19			
O 24	Marshall (Th)		
N 2	at UAB		
N 9	FIU		
N 16			
N 23	at Southern Miss		
N 30	UTEP		

NEVADA			
DATE	OPPONENT	W/L	LINE SCORE
A 31	at UCLA	L +21	20-58
S 7	UC Davis	W -19	36-7
S 14	at Florida St	L +35'	7-62
S 21	Hawaii	W -7	31-9
S 28	Air Force		
O 4	at San Diego St (F)		
O 12			
O 19	at Boise St		
O 26	UNLV		
N 2	at Fresno St		
N 9	at Colorado St		
N 16	San Jose St		
N 23			
N 30	BYU		

NORTHWESTERN			
DATE	OPPONENT	W/L	LINE SCORE
A 31	at California	W -5'	44-30
S 7	Syracuse	W -16'	48-27
S 14	W Michigan	L -28'	38-17
S 21	Maine	L -28	35-21
S 28			
O 5	Ohio St		
O 12	at Wisconsin		
O 19	Minnesota		
O 26	at Iowa		
N 2	at Nebraska		
N 9			
N 16	Michigan		
N 23	Michigan St		
N 30	at Illinois		

OREGON			
DATE	OPPONENT	W/L	LINE SCORE
A 31	Nicholls St	W -58'	66-3
S 7	at Virginia	W -23'	59-10
S 14	Tennessee	W -28	59-14
S 21			
S 28	California		
O 5	at Colorado		
O 12	at Washington		
O 19	Washington St		
O 26	UCLA		
N 2			
N 7	at Stanford (Th)		
N 16	Utah		
N 23	at Arizona		
N 29	Oregon St (F)		

KENTUCKY			
DATE	OPPONENT	W/L	LINE SCORE
A 31	at WKU	L -4'	26-35
S 7	Miami, Oh	W -17	41-7
S 14	Louisville	T +14	13-27
S 21			
S 28	Florida		
O 5	at South Carolina		
O 12	Alabama		
O 19			
O 24	at Mississippi St (Th)		
N 2	Alabama St		
N 9	Missouri		
N 16	at Vanderbilt		
N 23	Georgia		
N 30	Tennessee		

MASSACHUSETTS			
DATE	OPPONENT	W/L	LINE SCORE
A 31	at Wisconsin L	+44'	0-45
S 7	Maine	L +3'	14-24
S 14	at Kansas St	W +38	7-37
S 21	Vanderbilt	W +29'	7-24
S 28			
O 5	at Bowling Green		
O 12	Miami, Oh		
O 19	at Buffalo		
O 26	Western Michigan		
N 2	Northern Illinois		
N 9			
N 16	Akron		
N 23	at Central Michigan		
N 29	at Ohio		

MINNESOTA			
DATE	OPPONENT	W/L	LINE SCORE
A 29	UNLV (Th)	W -13'	51-23
S 7	at N Mex St	W -15	44-21
S 14	W Illinois	L -24'	29-12
S 21	San Jose St	W -3'	43-24
S 28	Iowa		
O 5	at Michigan		
O 12			
O 19	at Northwestern		
O 26	Nebraska		
N 2	at Indiana		
N 9	Penn St		
N 16			
N 23	Wisconsin		
N 30	at Michigan St		

NEW MEXICO			
DATE	OPPONENT	W/L	LINE SCORE
A 31	UTSA	L -3	13-21
S 7	at UTEP OT	W +6'	42-35
S 14	at Pittsburgh	L +21'	27-49
S 21			
S 28	UNLV		
O 5	New Mexico St		
O 12	at Wyoming		
O 19	Utah St		
O 26			
N 2	at San Diego St		
N 8	Air Force (F)		
N 16	Colorado St		
N 23	Fresno St		
N 30	at Boise St		

NOTRE DAME			
DATE	OPPONENT	W/L	LINE SCORE
A 31	Temple	L -29'	28-6
S 7	at Michigan	L +4	30-41
S 14	at Purdue	L -18'	31-24
S 21	Michigan St	L -4'	17-13
S 28	Oklahoma		
O 5	at Arizona St		
O 12			
O 19	USC		
O 26	at Air Force		
N 2	Navy		
N 9	at Pittsburgh		
N 16			
N 23	BYU		
N 30	at Stanford		

OREGON STATE			
DATE	OPPONENT	W/L	LINE SCORE
A 31	E Wash	L -27	46-49
S 7	Hawaii	L -27	33-14
S 14	at Utah OT	W +3	51-48
S 21	at San Diego St	L -8	34-30
S 28	Colorado		
O 5			
O 12	at Washington St		
O 19	at California		
O 26	Stanford		
N 1	USC (F)		
N 9			
N 16	at Arizona St		
N 23	Washington		
N 29	at Oregon (F)		

LOUISIANA			
DATE	OPPONENT	W/L	LINE SCORE
A 31	at Arkansas	L +10	14-34
S 7	at Kansas St	L +11	27-48
S 14	Nicholls St	W -26	70-7
S 21	at Akron	L -6	35-30
S 28			
O 5	Texas St		
O 12			
O 15	at WKU (Tue)		
O 22	at Arkansas St (Tue)		
N 2	New Mexico St		
N 7	Troy (Th)		
N 16	at Georgia St		
N 23			
N 30	ULM		
D 7	at South Alabama		

MEMPHIS			
DATE	OPPONENT	W/L	LINE SCORE
A 31			
S 7	Duke	L +4'	14-28
S 14	at Middle Tenn	W +9	15-17
S 21	Arkansas St	W +3'	31-7
S 28			
O 5	UCF		
O 12	at Houston		
O 19	SMU		
O 26			
N 2	Cincinnati (Wed)		
N 9	UT-Martin		
N 16	at USF		
N 23	Louisville		
N 30	Temple		
D 7	at Connecticut		

MISSISSIPPI			
DATE	OPPONENT	W/L	LINE SCORE
A 29	at Vandy (Th)	W -3	39-35
S 7	SE Missouri	L -49'	31-13
S 14	at Texas	W +2	44-23
S 21			
S 28	at Alabama		
O 5	at Auburn		
O 12	Texas A&M		
O 19	LSU		
O 26	Idaho		
N 2			
N 9	Arkansas		
N 16	Troy		
N 23	Missouri		
N 28	at Mississippi St (Th)		

NEW MEXICO STATE			
DATE	OPPONENT	W/L	LINE SCORE
A 31	at Texas	L +43'	7-56
S 7	Minnesota	L +15	21-44
S 14	UTEP	L +4	21-42
S 21	at UCLA	L +42'	13-59
S 28	San Diego St		
O 5	at New Mexico		
O 12			
O 19	Rice		
O 26	Abilene Christian		
N 2	at Louisiana		
N 9	Boston College		
N 16			
N 23	at Florida Atl		
N 30	Idaho		

OHIO STATE			
DATE	OPPONENT	W/L	LINE SCORE
A 31	Buffalo	L -34	40-20
S 7	San Diego St	W -28	42-7
S 14	at California	W -14'	52-34
S 21	Florida A&M	W -49'	76-0
S 28	Wisconsin		
O 5	at Northwestern		
O 12			
O 19	Iowa		
O 26	Penn St		
N 2	at Purdue		
N 9			
N 16	at Illinois		
N 23	Indiana		
N 30	at Michigan		

PENN STATE			
DATE	OPPONENT	W/L	LINE SCORE
A 31	at Syracuse	L -8'	23-17
S 7	E Michigan	W -24	45-7
S 14	UCF	L -4'	31-34
S 21	Kent St	W -21'	34-0
S 28			
O 5	at Indiana		
O 12	Michigan		
O 19			
O 26	at Ohio St		
N 2	Illinois		
N 9	at Minnesota		
N 16	Purdue		
N 23	Nebraska		
N 30	at Wisconsin		

LOUISIANA TECH			
DATE	OPPONENT	W/L	LINE SCORE
A 31	at NC State	L +14	14-40
S 7	Lamar	L -28'	27-14
S 12	Tulane	L -7	15-24
S 21	at Kansas	W +10	10-13
S 28	Army		
O 5	at UTEP		
O 12			
O 19	North Texas		
O 26	at FIU		
N 2			
N 9	Southern Miss		
N 16			

RUTGERS			
(SU: 3-1 ATTS: 2-2)	FieldTurf	Grass	Score
DATE OPPONENT	W/L	LINE	SCORE
A 29 at Fresno St (Th) OT	W	+11	51-52
S 7 Norfolk St	L	-40	38-0
S 14 E Michigan	L	-28	28-10
S 21 Arkansas	W	-2	28-24
S 28			
O 5 at SMU			
O 10 at Louisville (Th)			
O 19			
O 26 Houston			
N 2 Temple			
N 9 Cincinnati			
N 16			
N 21 at UCF (Th)			
N 30 at Connecticut			
D 7 at USC			

STANFORD			
(SU: 3-0 ATTS: 1-2)	FieldTurf	Grass	Score
DATE OPPONENT	W/L	LINE	SCORE
A 31			
S 7 San Jose St	L	-24	34-13
S 14 at Army	L	-30	34-20
S 21 Arizona St	W	-6	42-28
S 28 at Washington St			
O 5 Washington			
O 12 at Utah			
O 19 UCLA			
O 26 at Oregon St			
N 2			
N 7 Oregon (Th)			
N 16 at USC			
N 23 California			
N 30 Notre Dame			

TEXAS STATE			
(SU: 2-1 ATTS: 2-1)	FieldTurf	Grass	Score
DATE OPPONENT	W/L	LINE	SCORE
A 31 at Southern Miss	W	+8	22-15
S 7 PV A&M	L	-31	28-3
S 14			
S 21 at Texas Tech	W	+27	7-33
S 28 Wyoming			
O 5 at Louisiana			
O 12 ULM			
O 19 Georgia St			
O 26 South Alabama			
N 2 at Idaho			
N 9			
N 16 at Arkansas St			
N 23 WKU			
N 29 at Troy			

UCF			
(SU: 3-0 ATTS: 3-0)	FieldTurf	Grass	Score
DATE OPPONENT	W/L	LINE	SCORE
A 29 Akron (Th)	W	-23	38-7
S 7 at FIU	W	-24	38-0
S 14 at Penn St	W	+4	34-31
S 21			
S 28 South Carolina			
O 5 at Memphis			
O 12			
O 18 at Louisville (F)			
O 26 Connecticut			
N 2			
N 9 Houston			
N 16 at Temple			
N 21 Rutgers (Th)			
N 29 USF (F)			
D 7 at SMU			

UTAH STATE			
(SU: 2-2 ATTS: 3-1)	GameDay	Grass	Score
DATE OPPONENT	W/L	LINE	SCORE
A 29 at Utah (Th)	L	+2	26-30
S 7 at Air Force	W	-9	52-20
S 14 Weber St	W	-39	70-6
S 21 at USC	W	+6	14-17
S 27 at San Jose St (F)			
O 4 BYU (F)			
O 12 Boise St			
O 19 at New Mexico			
O 26			
N 2 Hawaii			
N 9 at UNLV			
N 16			
N 23 Colorado St			
N 30 Wyoming			

WASHINGTON			
(SU: 3-0 ATTS: 2-1)	FieldTurf	Grass	Score
DATE OPPONENT	W/L	LINE	SCORE
A 31 Boise St	W	-3	38-6
S 7			
S 14 † Illinois	L	-10	34-24
S 21 Idaho St	W	-50	56-0
S 28 Arizona			
O 5 at Stanford			
O 12 Oregon			
O 19 at Arizona St			
O 26 California			
N 2			
N 9 Colorado			
N 15 at UCLA (F)			
N 23 at Oregon St			
N 29 Washington St (F)			

SAN DIEGO STATE			
(SU: 0-3 ATTS: 1-2)	FieldTurf	Grass	Score
DATE OPPONENT	W/L	LINE	SCORE
A 31 E Illinois	L	-14	19-40
S 7 at Ohio St	L	+28	7-42
S 14			
S 21 Oregon St	W	+8	30-34
S 28 at New Mexico St			
O 4 Nevada (F)			
O 10 at Air Force (Th)			
O 19			
O 26 Fresno St			
N 2 New Mexico			
N 9 at San Jose St			
N 16 at Hawaii			
N 23 Boise St			
N 30 at UNLV			

SYRACUSE			
(SU: 2-2 ATTS: 3-1)	FieldTurf	Grass	Score
DATE OPPONENT	W/L	LINE	SCORE
A 31 † Penn St	W	+8	17-23
S 7 at N'western	L	+16	27-48
S 14 Wagner	W	-29	54-0
S 21 Tulane	W	-17	52-17
S 28			
O 5 Clemson			
O 12 at NC State			
O 19 at Georgia Tech			
O 26			
N 2 Wake Forest			
N 9 at Maryland			
N 16 at Florida St			
N 23 Pittsburg			
N 30 Boston College			

TEXAS TECH			
(SU: 4-0 ATTS: 3-1)	FieldTurf	Grass	Score
DATE OPPONENT	W/L	LINE	SCORE
A 30 at SMU (F)	W	-5	41-23
S 7 SF Austin	W	-38	61-13
S 12 TCU (Th)	W	+3	20-10
S 21 Texas St	L	-27	33-7
S 28			
O 5 at Kansas			
O 12 Iowa St			
O 19 at West Virginia			
O 26 at Oklahoma			
N 2 Oklahoma St			
N 9 Kansas St			
N 16 † Baylor			
N 23			
N 28 at Texas (Th)			

UCLA			
(SU: 3-0 ATTS: 3-0)	FieldTurf	Grass	Score
DATE OPPONENT	W/L	LINE	SCORE
A 31 Nevada	W	-21	58-20
S 7			
S 14 at Nebraska	W	+2	41-21
S 21 N Mex St	W	-42	59-13
S 28			
O 3 at Utah (Th)			
O 12 California			
O 19 at Stanford			
O 26 at Oregon			
N 2 Colorado			
N 9 at Arizona			
N 15 Washington (F)			
N 23 Arizona St			
N 30 at USC			

UTEP			
(SU: 1-2 ATTS: 1-2)	Astro Play	Grass	Score
DATE OPPONENT	W/L	LINE	SCORE
A 31			
S 7 New Mex OT	L	-6	35-42
S 14 at New Mex St	W	-4	42-21
S 21 UTSA	L	+3	13-32
S 28 at Colorado St			
O 5 Louisiana Tech			
O 12 Tulsa			
O 19			
O 26 at Rice			
N 2 at Texas A&M			
N 9 at North Texas			
N 16 FIU			
N 23 at Tulane			
N 30 at Middle Tenn			

WASHINGTON STATE			
(SU: 3-1 ATTS: 4-0)	FieldTurf	Grass	Score
DATE OPPONENT	W/L	LINE	SCORE
A 31 at Auburn	W	+14	24-31
S 7 at USC	W	+15	10-7
S 14 S Utah	W	-21	48-10
S 21 Idaho	W	-31	42-0
S 28 Stanford			
O 5 at California			
O 12 Oregon St			
O 19 at Oregon			
O 26			
N 2 Arizona St (Th)			
N 9			
N 16 at Arizona			
N 23 Utah			
N 29 at Washington (F)			

SAN JOSE STATE			
(SU: 1-2 ATTS: 2-1)	FieldTurf	Grass	Score
DATE OPPONENT	W/L	LINE	SCORE
A 29 Sac St (Th)	W	-18	24-0
S 7 at Stanford	W	+24	13-34
S 14			
S 21 at Minnesota	L	+3	24-43
S 27 Utah St (F)			
O 4 Hawaii			
O 12 Colorado St			
O 19			
O 26 Wyoming			
N 2 at UNLV			
N 9 San Diego St			
N 16 at Nevada			
N 22 Navy (F)			
N 29 Fresno St (F)			

TCU			
(SU: 1-2 ATTS: 0-3)	FieldTurf	Grass	Score
DATE OPPONENT	W/L	LINE	SCORE
A 31 † LSU	L	+4	27-37
S 7 SELA	L	-42	38-17
S 12 at TX Tech (Th)	L	-3	10-20
S 21			
S 28 SMU			
O 5 at Oklahoma			
O 12 Kansas			
O 19 at Oklahoma St			
O 26 Texas			
N 2 West Virginia			
N 9 at Iowa St			
N 16 at Kansas St			
N 23			
N 30 Baylor			

TOLEDO			
(SU: 2-2 ATTS: 4-0)	FieldTurf	Grass	Score
DATE OPPONENT	W/L	LINE	SCORE
A 31 at Florida	W	+23	6-24
S 7 at Missouri	W	+16	23-38
S 14 E Wash	W	-7	33-21
S 21 at C Michigan	W	-11	38-17
S 28 at Ball St			
O 5 Western Michigan			
O 12			
O 19 Navy			
O 26 at Bowling Green			
N 2 Eastern Michigan			
N 9			
N 12 Buffalo (Tue)			
N 20 Northern Illinois (Wed)			
N 29 at Akron (F)			

ULM			
(SU: 2-2 ATTS: 1-3)	Artificial	Grass	Score
DATE OPPONENT	W/L	LINE	SCORE
A 31 at Oklahoma	L	+21	0-34
S 7 Grambling St	L	-41	48-10
S 14 at Wake Forest	W	+2	21-19
S 21 at Baylor	L	+30	7-70
S 28 Tulane			
O 3 WKU (Th)			
O 12 at Texas St			
O 19			
O 26 Georgia St			
O 31 at Troy (Th)			
N 9 Arkansas St			
N 16			
N 23 at South Alabama			
N 30 at Louisiana			

UTSA			
(SU: 2-2 ATTS: 3-1)	FieldTurf	Grass	Score
DATE OPPONENT	W/L	LINE	SCORE
A 31 at New Mexico	W	+3	21-13
S 7 Oklahoma St	W	+27	35-56
S 14 at Arizona	L	+24	13-38
S 21 at UTEP	W	-3	32-13
S 28 Houston			
O 5 at Marshall			
O 12 Rice			
O 19			
O 26 UAB			
N 2 at Tulsa			
N 9 Tulane			
N 16			
N 23 at North Texas			
N 30 Louisiana Tech			

WEST VIRGINIA			
(SU: 2-2 ATTS: 1-3)	FieldTurf	Grass	Score
DATE OPPONENT	W/L	LINE	SCORE
A 31 WM & Mary L	-33	24-17	
S 7 at Oklahoma W	+21	7-16	
S 14 Georgia St	L	-39	41-7
S 21 † Maryland L	+3	0-37	
S 28 Oklahoma St			
O 5 at Baylor			
O 12			
O 19 Texas Tech			
O 26 at Kansas St			
N 2 at TCU			
N 9 Texas			
N 16 at Kansas			
N 23			
N 29 Iowa St (F)			

SMU			
(SU: 1-2 ATTS: 0-3)	A-Turf Premier	Grass	Score
DATE OPPONENT	W/L	LINE	SCORE
A 30 Texas Tech (F)	L	+5	23-41
S 7 Montana St	L	-10	31-30
S 14			
S 21 at Texas A&M	L	+27	13-42
S 28 at TCU			
O 5 Rutgers			
O 12			
O 19 at Memphis			
O 26 Temple			
N 2			
N 9 at Cincinnati			
N 16 Connecticut			
N 23 at USF			
N 29 at Houston (F)			
D 7 UCF			

TEMPLE			
(SU: 0-3 ATTS: 1-2)	FieldTurf	Grass	Score
DATE OPPONENT	W/L	LINE	SCORE
A 31 at Notre Dame	W	+29	6-28
S 7 Houston	L	+3	13-22
S 14 Fordham	L	-21	29-30
S 21			
S 28 at Idaho			
O 5 Louisville			
O 11 at Cincinnati (F)			
O 19 Army			
O 26 at SMU			
N 2 at Rutgers			
N 9			
N 16 UCF			
N 23 Connecticut			
N 30 at Memphis			

TROY			
(SU: 2-2 ATTS: 2-2)	ProGrass	Grass	Score
DATE OPPONENT	W/L	LINE	SCORE
A 31 UAB OT	L	-3	34-31
S 7 Savannah St	W	-51	66-3
S 12 at Ark St (Th)	W	+7	34-41
S 21 at Miss St	L	+13	7-62
S 28 at Duke			
O 5 South Alabama			
O 12 at Georgia St			
O 19			
O 26 at WKU			
O 31 ULM (Th)			
N 7 at Louisiana (Th)			
N 16 at Mississippi			
N 23			
N 29 Texas St (F)			

UNLV			
(SU: 2-2 ATTS: 2-2)	Turf Tech	Grass	Score
DATE OPPONENT	W/L	LINE	SCORE
A 29 at Minnesota (Th)	L	+13	23-51
S 7 Arizona	L	+10	13-58
S 14 C Michigan	W	-7	31-21
S 21 W Illinois	W	-13	38-7
S 28 at New Mexico			
O 5			
O 12 Hawaii			
O 19 at Fresno St			
O 26 at Nevada			
N 2 San Jose St			
N 9 Utah St			
N 16			
N 21 at Air Force (Th)			
N 30 San Diego St			

VANDERBILT			
(SU: 2-2 ATTS: 1-3)	FieldTurf	Grass	Score
DATE OPPONENT	W/L	LINE	SCORE
A 29 Mississippi (Th)	L	+3	35-39
S 7 Austin Peay	L	-47	38-3
S 14 at S Carolina	W	+13	25-35
S 21 at UMass	L	-29	24-7
S 28 UAB			
O 5 Missouri			
O 12			
O 19 Georgia			
O 26 at Texas A&M			
N 2			
N 9 at Florida			
N 16 Kentucky			
N 23 at Tennessee			
N 30 Wake Forest			

WKU			
(SU: 2-2 ATTS: 2-2)	Artificial	Grass	Score
DATE OPPONENT	W/L	LINE	SCORE
A 29 † Kentucky (Th)	W	+4	35-26
S 7 at Tennessee L	+12	20-52	
S 14 at S Alabama L	-7	24-31	
S 21 Morgan St	W	-34	58-

**ARIZONA (SU: 1-2 ATS: 2-1) G**

DATE	OPPONENT	W/L	LINE	SCORE	TOTAL
S 8	at St Louis	W	+4	24-27	42
S 15	Detroit	W	+1	25-21	47
S 22	at New Orleans	L	+7	7-31	48
S 29	at Tampa Bay				
O 6	Carolina				
O 13	at San Francisco				
O 17	Seattle (Th)				
O 27	Atlanta				
N 3	BYE WEEK				
N 10	Houston				
N 17	at Jacksonville				
N 24	Indianapolis				
D 1	at Philadelphia				
D 8	St Louis				
D 15	at Tennessee				
D 22	at Seattle				
D 29	San Francisco				

**CHICAGO (SU: 2-0 ATS: 0-1-1) G**

DATE	OPPONENT	W/L	LINE	SCORE	TOTAL
S 8	Cincinnati	T	-3	24-21	43
S 15	Minnesota	L	-6	31-30	41
S 22	at Pittsburgh (N)				
S 29	at Detroit				
O 6	New Orleans				
O 10	NY Giants (Th)				
O 20	at Washington				
O 27	BYE WEEK				
N 4	at Green Bay (M)				
N 10	Detroit				
N 17	Baltimore				
N 24	at St Louis				
D 1	at Minnesota				
D 9	Dallas				
D 15	at Cleveland				
D 22	at Philadelphia				
D 29	Green Bay				

**DETROIT (SU: 2-1 ATS: 2-1) A**

DATE	OPPONENT	W/L	LINE	SCORE	TOTAL
S 8	Minnesota	W	-4	34-24	46
S 15	at Arizona	L	-1	21-25	47
S 22	at Washington	W	-1	27-20	48
S 29	Chicago				
O 6	at Green Bay				
O 13	at Cleveland				
O 20	Cincinnati				
O 27	Dallas				
N 3	BYE WEEK				
N 10	at Chicago				
N 17	at Pittsburgh				
N 24	Tampa Bay				
N 28	Green Bay (Th)				
D 8	at Philadelphia				
D 16	Baltimore (M)				
D 22	NY Giants				
D 29	at Minnesota				

**KANSAS CITY (SU: 3-0 ATS: 2-1) G**

DATE	OPPONENT	W/L	LINE	SCORE	TOTAL
S 8	at Jacksonville	W	-3	28-2	42
S 15	Dallas	L	-3	17-16	45
S 19	at Philadelphia (Th)	W	+3	26-16	51
S 29	NY Giants				
O 6	at Tennessee				
O 13	Oakland				
O 20	Houston				
O 27	Cleveland				
N 3	at Buffalo				
N 10	BYE WEEK				
N 17	at Denver				
N 24	San Diego				
D 1	Denver				
D 8	at Washington				
D 15	at Oakland				
D 22	Indianapolis				
D 29	at San Diego				

**NY GIANTS (SU: 0-3 ATS: 0-3) A**

DATE	OPPONENT	W/L	LINE	SCORE	TOTAL
S 8	at Dallas (N)	L	+3	31-36	49
S 15	Denver	L	+3	23-41	53
S 22	at Carolina	L	-1	0-38	47
S 29	at Kansas City				
O 6	Philadelphia				
O 10	at Chicago (Th)				
O 21	Minnesota (M)				
O 27	at Philadelphia				
N 3	BYE WEEK				
N 10	Oakland				
N 17	Green Bay (N)				
N 24	Dallas				
D 1	at Washington (N)				
D 8	at San Diego				
D 15	Seattle				
D 22	at Detroit				
D 29	Washington				

**ST LOUIS (SU: 1-2 ATS: 0-3) A**

DATE	OPPONENT	W/L	LINE	SCORE	TOTAL
S 8	Arizona	L	-4	27-24	42
S 15	at Atlanta	L	+4	24-31	47
S 22	at Dallas	L	+3	7-31	47
S 26	San Francisco (Th)				
O 6	Jacksonville				
O 13	at Houston				
O 20	at Carolina				
O 28	Seattle (M)				
N 3	Tennessee				
N 10	at Indianapolis				
N 17	BYE WEEK				
N 24	Chicago				
D 1	at San Francisco				
D 8	at Arizona				
D 15	New Orleans				
D 22	Tampa Bay				
D 29	at Seattle				

**TENNESSEE (SU: 2-1 ATS: 2-0-1) G**

DATE	OPPONENT	W/L	LINE	SCORE	TOTAL
S 8	at Pittsburgh	W	+6	16-9	42
S 15	at Houston OT	W	+7	24-30	42
S 22	San Diego	T	-3	20-17	43
S 29	NY Jets				
O 6	Kansas City				
O 13	at Seattle				
O 20	San Francisco				
O 27	BYE WEEK				
N 3	at St Louis				
N 10	Jacksonville				
N 14	Indianapolis (Th)				
N 24	at Oakland				
D 1	at Indianapolis				
D 8	at Denver				
D 15	Arizona				
D 22	at Jacksonville				
D 29	Houston				

**ATLANTA (SU: 1-2 ATS: 1-2) A**

DATE	OPPONENT	W/L	LINE	SCORE	TOTAL
S 8	at New Orleans	L	+3	17-23	55
S 15	St Louis	W	-4	31-24	47
S 22	at Miami	L	+2	23-27	44
S 29	New England				
O 7	NY Jets (M)				
O 13	BYE WEEK				
O 20	Tampa Bay				
O 27	at Arizona				
N 3	at Carolina				
N 10	Seattle				
N 17	at Tampa Bay				
N 21	New Orleans (Th)				
D 1	at Buffalo				
D 8	at Green Bay				
D 15	Washington				
D 22	at San Francisco (M)				
D 29	Carolina				

**CINCINNATI (SU: 2-1 ATS: 2-0-1) A**

DATE	OPPONENT	W/L	LINE	SCORE	TOTAL
S 8	at Chicago	T	+3	21-24	43
S 16	Pittsburgh (M)	W	-6	20-10	41
S 22	Green Bay	W	+2	34-30	50
S 29	at Cleveland				
O 6	New England				
O 13	at Buffalo				
O 20	at Detroit				
O 27	NY Jets				
N 3	at Miami (Th)				
N 10	at Baltimore				
N 17	at Cleveland				
N 24	BYE WEEK				
D 1	at San Diego				
D 8	Indianapolis				
D 15	at Pittsburgh (N)				
D 22	Minnesota				
D 29	Baltimore				

**GREEN BAY (SU: 1-2 ATS: 1-2) G**

DATE	OPPONENT	W/L	LINE	SCORE	TOTAL
S 8	at San Francisco	L	+4	28-34	43
S 15	Washington	W	-7	38-20	49
S 22	at Cincinnati	L	-2	30-34	50
S 29	BYE WEEK				
O 6	Detroit				
O 13	at Baltimore				
O 20	Cleveland				
O 27	at Minnesota (N)				
N 4	Chicago (M)				
N 10	Philadelphia				
N 17	at NY Giants (N)				
N 24	Minnesota				
N 28	Detroit				
D 8	Atlanta (N)				
D 15	at Dallas				
D 22	Pittsburgh				
D 29	at Chicago				

**MIAMI (SU: 3-0 ATS: 3-0) G**

DATE	OPPONENT	W/L	LINE	SCORE	TOTAL
S 8	at Cleveland	W	+1	23-10	41
S 15	at Indianapolis	W	+1	24-20	43
S 22	Atlanta	W	-2	27-23	44
S 30	at New Orleans (M)				
O 6	Baltimore				
O 13	BYE WEEK				
O 20	Buffalo				
O 27	at New England				
N 3	Cincinnati (Th)				
N 11	at Tampa Bay (M)				
N 17	San Diego				
N 24	Carolina				
D 1	at NY Jets				
D 8	at Pittsburgh				
D 15	New England				
D 22	at Buffalo				
D 29	NY Jets				

**NY JETS (SU: 2-1 ATS: 3-0) A**

DATE	OPPONENT	W/L	LINE	SCORE	TOTAL
S 8	Tampa Bay	W	+3	18-17	39
S 12	at New England (Th)	W	+11	10-13	43
S 22	Buffalo	W	-2	27-20	39
S 29	at Tennessee				
O 7	at Atlanta (M)				
O 13	Pittsburgh				
O 20	New England				
O 27	at Cincinnati				
N 3	New Orleans				
N 10	BYE WEEK				
N 17	at Buffalo				
N 24	at Baltimore				
D 1	Miami				
D 8	Oakland				
D 15	at Carolina				
D 22	Cleveland				
D 29	at Miami				

**SAN DIEGO (SU: 1-2 ATS: 2-0-1) G**

DATE	OPPONENT	W/L	LINE	SCORE	TOTAL
S 9	Houston (M)	W	+3	28-31	44
S 15	at Philadelphia	W	+7	33-30	52
S 22	at Tennessee	T	+3	17-20	43
S 29	Dallas				
O 6	at Oakland				
O 14	Indianapolis (M)				
O 20	at Jacksonville				
O 27	BYE WEEK				
N 3	at Washington				
N 10	Denver				
N 17	at Miami				
N 25	at Kansas City				
D 1	Cincinnati				
D 8	NY Giants				
D 12	at Denver (Th)				
D 22	Oakland				
D 29	Kansas City				

**WASHINGTON (SU: 1-2 ATS: 0-3) G**

DATE	OPPONENT	W/L	LINE	SCORE	TOTAL
S 9	Philadelphia (M)	L	-4	27-23	51
S 15	at Green Bay	L	+7	20-38	49
S 22	Detroit	L	+1	20-27	48
S 29	at Oakland				
O 6	BYE WEEK				
O 13	at Dallas (N)				
O 20	Chicago				
O 27	at Denver				
N 3	San Diego				
N 7	at Minnesota (Th)				
N 17	at Philadelphia				
N 25	San Francisco (M)				
D 1	NY Giants (N)				
D 8	Kansas City				
D 15	at Atlanta				
D 22	Dallas				
D 29	at NY Giants				

**BALTIMORE (SU: 2-1 ATS: 2-1) A**

DATE	OPPONENT	W/L	LINE	SCORE	TOTAL
S 5	at Denver (Th)	L	+7	27-49	48
S 15	Cleveland	W	-6	14-6	43
S 22	Houston	W	+1	30-9	45
S 29	at Buffalo				
O 6	at Miami				
O 13	Green Bay				
O 20	at Pittsburgh				
O 27	BYE WEEK				
N 3	at Carolina				
N 10	Cincinnati				
N 17	at NY Jets				
N 24	NY Jets				
N 28	Pittsburgh (Th)				
D 8	Minnesota				
D 16	at Detroit (M)				
D 22	New England (N)				
D 29	at Cincinnati				

**CLEVELAND (SU: 1-2 ATS: 1-2) G**

DATE	OPPONENT	W/L	LINE	SCORE	TOTAL
S 8	Miami	L	-1	10-23	41
S 15	at Baltimore	L	+6	6-14	43
S 22	at Minnesota	W	+6	31-27	40
S 29	Cincinnati				
O 3	Buffalo (Th)				
O 13	Detroit				
O 20	at Green Bay				
O 27	at Kansas City				
N 3	Baltimore				
N 10	BYE WEEK				
N 17	at Cincinnati				
N 24	Pittsburgh				
D 1	Jacksonville				
D 8	at New England				
D 1					

**NFL FOOTBALL** Official rotation # is listed to right  
**THURSDAY, SEPTEMBER 26th**

101 SAN FRANCISCO			
8:25 p.m.	NFL		
102 ST LOUIS			

**COLLEGE FOOTBALL**  
**THURSDAY, SEPTEMBER 26th**  
 Times Are ET & subject to change (\*)=added game

103 VIRGINIA TECH			
7:30 p.m.	ESPN		
104 GEORGIA TECH			
105 IOWA ST			
7:30 p.m.	FSN		
106 TULSA			

**FRIDAY, SEPTEMBER 27th**  
 www.ncsports.com  
 Latest Lines & Free Plays on Comp Line: **1-347-677-1700**

107 MIDDLE TENNESSEE			
8:00 p.m.			
108 BYU			
109 UTAH ST			
9:00 p.m.	ESPN		
110 SAN JOSE ST			

**SATURDAY, SEPTEMBER 18th**  
 www.ncsports.com  
 Latest Lines & Free Plays on Comp Line: **1-347-677-1700**

111 VIRGINIA			
12:00 p.m.			
112 PITTSBURGH			
113 NORTHERN ILLINOIS			
12:00 p.m.			
114 PURDUE			
115 TROY			
12:00 p.m.			
116 DUKE			
117 CONNECTICUT			
12:00 p.m.			
118 BUFFALO			
119 TOLEDO			
12:00 p.m.			
120 BALL ST			
121 CENTRAL MICHIGAN			
12:00 p.m.			
122 NC STATE			
123 KENT ST			
12:00 p.m.			
124 WESTERN MICHIGAN			
125 EAST CAROLINA			
12:00 p.m.			
126 NORTH CAROLINA			
127 FLORIDA ST			
12:00 p.m.			
128 BOSTON COLLEGE			
129 UAB			
1:00 p.m.			
130 VANDERBILT			
131 MIAMI, OH			
2:00 p.m.			
132 ILLINOIS			
133 SMU			
2:00 p.m.			
134 TCU			
135 ARKANSAS ST			
2:00 p.m.			
136 MISSOURI			
137 IOWA			
3:30 p.m.	ABC		
138 MINNESOTA			
139 UTEP			
3:30 p.m.	CBSC		
140 COLORADO ST			
141 LSU			
3:30 p.m.	CBS		
142 GEORGIA			
143 ARIZONA			
3:30 p.m.			
144 WASHINGTON			

145 MISSISSIPPI			
3:30 p.m.			
146 ALABAMA			
147 CALIFORNIA			
3:30 p.m.			
148 OREGON			
149 USC			
3:30 p.m.			
150 ARIZONA ST			
151 ARMY			
3:30 p.m. Dallas, TX	FSN		
152 LOUISIANA TECH			
153 TEXAS A&M			
3:30 p.m.	CBS		
154 ARKANSAS			
155 OKLAHOMA			
3:30 p.m.	NBC		
156 NOTRE DAME			
157 SOUTHERN MISS			
3:30 p.m.			
158 BOISE ST			
159 MIAMI, FL			
3:30 p.m.			
160 USF			
161 WAKE FOREST			
3:30 p.m.			
162 CLEMSON			
163 TEMPLE			
5:00 p.m.			
164 IDAHO			
165 TULANE			
5:00 p.m.			
166 ULM			
167 HOUSTON			
7:00 p.m.	FSN		
168 UTSA			
169 AKRON			
7:00 p.m.			
170 BOWLING GREEN			
171 COLORADO			
7:00 p.m.			
172 OREGON ST			
173 SOUTH CAROLINA			
7:00 p.m.			
174 UCF			
175 FLORIDA			
7:00 p.m.			
176 KENTUCKY			
177 STANFORD			
7:00 p.m. Seattle, WA			
178 WASHINGTON ST			
179 WYOMING			
7:00 p.m.			
180 TEXAS ST			
181 NAVY			
7:00 p.m.			
182 WKU			
183 FLORIDA ATLANTIC			
7:00 p.m.			
184 RICE			
185 SOUTH ALABAMA			
7:00 p.m.			
186 TENNESSEE			
187 AIR FORCE			
7:30 p.m.	CBSC		
188 NEVADA			
189 OKLAHOMA ST			
7:30 p.m.			
190 WEST VIRGINIA			
191 WISCONSIN			
8:00 p.m.	ABC		
192 OHIO ST			
193 UNLV			
8:00 p.m.			
194 NEW MEXICO			
195 SAN DIEGO ST			
8:00 p.m.			
196 NEW MEXICO ST			
197 FRESNO ST			
12:00 a.m.			
198 HAWAII			

**NFL FOOTBALL**  
**SUNDAY, SEPTEMBER 29th**

199 PITTSBURGH			
1:00 p.m. London, England	CBS		
200 MINNESOTA			
201 BALTIMORE			
1:00 p.m.			
202 BUFFALO			
203 CINCINNATI			
1:00 p.m.			
204 CLEVELAND			
205 INDIANAPOLIS			
1:00 p.m.			
206 JACKSONVILLE			
207 SEATTLE			
1:00 p.m.			
208 HOUSTON			
209 ARIZONA			
1:00 p.m.			
210 TAMPA BAY			
211 CHICAGO			
1:00 p.m.			
212 DETROIT			
213 NY GIANTS			
1:00 p.m.			
214 KANSAS CITY			
215 NY JETS			
4:05 p.m.			
216 TENNESSEE			
217 DALLAS			
4:25 p.m.			
218 SAN DIEGO			
219 WASHINGTON			
4:25 p.m.			
220 OAKLAND			
221 PHILADELPHIA			
4:25 p.m.			
222 DENVER			
223 NEW ENGLAND			
8:30 p.m.	NBC		
224 ATLANTA			

**MONDAY, SEPTEMBER 30th**

225 MIAMI			
8:40 p.m.	ESPN		
226 NEW ORLEANS			

NFL Byes: Carolina, Green Bay

FBS vs FCS: | | |  
 Albany @ Old Dominion | | |

## GAME RECAPS OF 2012 MEETINGS FOR WEEK FIVE 2013 MATCHUPS

**VIRGINIA TECH 20 Georgia Tech (+7-) 17** - VT took its 2nd drive 56/12pl for a td but then had a snap go through their P's hands and GT rec'd at the VT24 w/15 left 1Q in the defensive struggle. GT went 24/3pl for a td, 7-7 (14:34). The last 6 poss of the half were all punts with just 6 fd's and GT had a 137-102 yd edge at the half. GT was SOD at its own 48 on 4&1 to open the 3Q. 3 punts. GT went 56/15pl for a 34 yd fg and the lead, 10-7 (14:57). VT23 got 3 fd and missed a 38 yd fg (11:27). VT went 75/3pl and got a 42 yd td pass for the lead with 7:46 left, 14-10. GT went 72/13pl and on 4&6 they got a 19 yd pass to the 18 and got a 10 yd td pass w/.44 left to apparently pull out the win, 17-14 (.44) but VT25 got 1 fd and on 4&4 got a 23 yd pass to the GT24 with just .06 left. They nailed a 41 yd fg to force OT. GT got 1 fd but on 3&6 from the 10 were int'd in the EZ by Fuller and VT got an 18 yd run to the 1 but after 2 QB sneaks, settled for a 17 yd fg and the win. VT 19-96-230-0 GT 17-192-96-1

**IOWA ST (+2) 38 Tulsa 23** - TU jumped to a 16-7 lead after 1Q but ISU scored the next 24 pts and finished with a 28-16 fd edge although just a 44-1-358 yd edge. The first 2 poss were punts. ISU QB Jantz hit 32-45-281 and led ISU 69/6pl for a td 7-0 (7:51). TU got a 59 yd KR to the ISU36 and punted 31 yds to the 3 then tackled ISU for a safety on the first play 7-2 (6:39). TU went 56/10pl and on 4&1 got a td foll the free kick, 10-7 (2:31). Three plays later TU got an int and drove 35/4pl for a td, 16-7 (xpbk, :14). TU got a 20 yd pass on the first play of its next drive but fmbld and ISU went 51/7pl for a td. TU went 3&out and ISU went 70/6pl for a td, 21-16 (9:18). 5 punts. ISU took over with 1:02 left in the half and went 61/7pl and got a30 yd fg on the 1H final play. At half ISU had a 301-187 yd edge. 3Q 3 punts. ISU went 82/12pl for a td, 31-16 (5:08). TU went 38/8pl but was int at the 18. 3 punts. TU8 got a 77 yd run by Watts on a 92/3pl drive to pull within 31-23 with 9:12 left. 3 punts. TU13 went 25/10pl. They had a 4&10 at their own 38 and when they were int'd and ret 51 yds to the 5. ISU got the game clinching td w/2:00 left, 38-23 (2:00). TU was SOD at its own 11 on a 10 yd sk and ISU took a knee. ISU 28-160-281-1 TUL 16-160-198-3

**UTAH ST (-17-) 34 Southern Utah 3** - US dominated the opener. They went 97/11 getting a 48 yd td pass to Jacobs. After a 30 yd PR by Jacobs, US went 45/3pl with a 35 yd td pass to Austin 14-0 (6:15). US went 98/9pl and got a 27 yd td run by Hill, 21-0 (1:01). SU went 70/15pl getting a 15 yd fg, 21-3 (7:49). 4 punts. At half US had a 280-96 yd edge. US opened the 3Q with a 77/8pl drive for a td 28-3 (11:47). SU went 56/8pl but was SOD at the SU32 and US went 60/10pl and was SOD at the SU8. US47 got 1 fd and was int'd at the 9 but went 39/2pl with a 33 yd td run by Hill, 34-3 (14:44). US with bkp Kennedy went 78/11pl but fmbld at the SU6 with 6:29 left. 2 punts. SU took over w/.47 left and went 71/5pl but was int in the EZ on the last play. US 18-212-273-1 SJS 27-4-467-1

**TEXAS A&M (-13) 58 Arkansas 10** - A&M opened with a 72/9pl drive for a td, 7-0 (10:42). A&M got a 52 yd run by Manzeil but missed a 39 yd fg (8:22). ARK21 went 79/5pl for a td, 7-7 (6:45). It was a swing pass to Davis which he took 64 yds for a td. A&M got 1 fd and punted and ARK went 79/15pl settling for a 16 yd fg and led 10-7 (:37 1Q). A&M25 went 48/9pl for a 46 yd fg then 67/9 for a 26 yd fg, 13-10 (2:32). Ark went 44/8pl but on 3&22 Wilson was int and ret'd 28 yds. A&M went 50/3 for a td, 20-10 then got a 80 yd td pass from Manzeil to Swoop, 27-10 (4:37). At this point Manzeil hit 17-21-254 and 3 td's with 81 rush yards and A&M had 399 yards. 2 punts. ARK gained 31 yds ending the half no an incomp Hail Mary. A&M had a 408-276 yd at the half. Ark was int on the 2nd play of the 3Q and A&M (A21) got 1 fd and settled for a 21 yd fg and there was a downpour 30-10 (11:20). A&M went 91/7pl for a td, 37-10 (7:18). Knile Davis fmbld and A&M ret'd it 24 yd for a td, 44-10 (7:06). Ark went 55/10pl and missed a 38 yd fg. A&M went 61/8 and missed a 36 yd fg. Ark went 70/12pl but was SOD on 4&6 and A&M went 89/5pl for a td, 51-10. Ark32 went 52/7pl but on 4&12 were SOD. A&M got 2 fd and punted and Ark was SOD on 4&1 at its own 28 and A&M guided another td and a 13 yd run w/2:51 left. Ark was SOD on 4&10 at the A&M33. AM 32-218-498-0 A&M 25-142-72-3

**USC (-8) 38 Arizona St 17** - USC was off 2 losses, at home but still had a chance at the P12 South Title. On 4&5 AST was SOD at the SC21 on a 60/7pl drive. USC fmbld and AST went 38/5pl for a td, 7-0 (10:51). 4 punts. USC got an 80 yd td pass to Lee, 7-7 (1:24). AST fmbld the KO at their own 29 and USC's first pass was int'd at the 2. AST was int'd 4pl later at their own 29. USC had 2 fd and a 1&gl the 3 had a td called back for PI and on the next play, AST got a 70 yd IR td and stunningly took a 14-7 lead (11:15). 2 punts. USC went 79/13pl and got a 4 yd td pass with :35 left in the half, 14-14 (:35). USC was int'd on the 2H's first play at their own 36 and AST got 1 fd and nailed a 28 yd fg, 17-14 (12:33). USC went 59/9pl for a td, 21-17 (8:49). AST went 75/11pl incl a 4&1 conv but on their 2nd 4&1, was sk'd for a 9 yd loss. USC went 52/9pl and on 3&12, got a 32 yd td pass, 28-17 (:19). 3 punts. USC36 went 56/8pl for a 26 yd fg, 31-17 (5:08). ASU36 got 1 fd and was int'd and ret'd 24 yds to their 21 and USC fmbld 2pl later at the ASI29 and AST was int'd right back.

USC on 4&2 got a 27 yd td run w/:38 left to clinch it, 38-17. USC 23-225-222-5 AST 15-71-179-4

**MIAMI, FL (-6-) 40 Usf 9** - UM went 46/8pl for a 39 yd fg, 3-0 (11:11). USF went 47/8pl and had a 39 yd fg blk'd. 2 punts. UM went 40/7pl for a 22 yd fg, 42/6 for a 36 yd fg 9-0 (9:43) then after an int, went 15/1pl for a td, 167-0 (9:24). USF had the punt go off the FM of the PR with 5:24 left. UM (UF42) went 43/6pl getting a fd on a pass gaining 15 yds that was ruled a td review elbow hit a the UI and it was overturned. Then Duke Johnson runs for pylon, dives, stretches the DB helmet his ball, fmbld in the EZ and OOB USF ball - overturned running down at the 1 and no score (1:50). USF20 went 74/9pl for a 23 yd fg, 16-3 (:00). At the half UM had a 228-195 yd edge. UM opened the 3Q with a 76/9pl drive for a td, got a 87 yd td pass to lead 30-3. 2 punts. USF missed a 43 yd fg after an 8 pl drive and UM got a 65 yd td pass. After each team got a fg, USF went 22/6pl for a 32 yd fg for the 40-9 finale. MIA 22-92-456-1 USF 22-14-204-3

**BOISE ST (-7) 20 Southern Miss 10** - Boise benefitted from a short field in the 1H and SM had a 266-199 yd edge and trailed 23-0. BS was int at the SM37 and SM got 2 fd but missed a 38 yd fg. SM was int on its next play and ret'd 34 yd to the 11 and BS had a td on the next play, 7-0 (6:08). 2 punts. SM fmbld 2p later at their own 35 and BS went 35/5pl for a td. After a 37 yd punt, BS went 51/8pl for a 21 yd fg. SM was int at the BS26 and SM20 went 64/5pl with a 58 yd run by Johnson but he missed a 33 yd fg. SM fmbld at their own 44 with :22 left and BS, after a fd, got a 33 yd td pass w/.06 left for the 23-0 lead. SM fmbld the punt at their own 27 and BS got another short field td, 30-0 (12:49). 2 punts. SM went 75/14pl for a td, 30-7 (4:10). BS went 69/19pl for a 27 yd td pass, 37-7 and SM24 went 76/10 for a td, 37-14 (9:24). BS got a 24 yd PR to the SM23 and tacked on a 30 yd fg and SM got 2 fd and on 4&17 was SOD at the BS28. BSU 18-109-201-1 SM 21-181-243-5

**FLORIDA (-23) 38 Kentucky 0** - UF went 3&out and UK26 got a 24 yd pass and 10 yd run and on 4&3 were SOD at the UF33. 2 punts. UF42 got a 38 yd run by Driskel and a FM for a 1&gl at the 10 but settled for a 27 yd fg, 3-0 (5:18). UK25 went 38/11pl for a 54 yd fg and missed. UF went 63/10pl and got a 1 yd td run, 10-0 (12:04). UK got 1 fd and was int. 10:09. UF took over at the UK23. On 2&24 after a 20 yd run was called back on hold, Driskel was int in the EZ 9:02. UK20 was int and ret 26 yd for a td. UK35 got a 24 yd run by missed a 46 yd fg on the 7th play. UF29 went 49/7pl but had a 39 yd fg blk'd 2:55. UF went 76/7pl getting a td with :44 left in the half then got an int 2pl later at the UK25 but Driskel was tk'd in bounds and did not get off another play. At half UF had a 232-160 yd edge. UF took their opening 3Q pass 72/15 for a td, 2:50. 3 punts. UF went 37/9pl for a td, 38-0 (6:47). UF's final drive got to midfield where they took a knee. UF 22-200-203-1 UK 12-159-60-3

**FLORIDA ST (-28) 51 Boston College 7** - BC31 opened with a 68/10pl drive but was SOD on 4&gl at the 1. FSU got 1 fd and got a 77 yd td pass. FSU went 58/7pl for a td, 14-0 (4:53). 3 punts. FSU went 84/7pl for a td. FSU went 58/3pl for a td and led 28-0 (7:27). BC went 87/10pl for a td with 1:56 left then FSU got a fd and was int'd and BC took over at the FS36 and got a fd to the 21 but was int'd. It was ret for a td but they marked it down at the FSU44. FSU got 2 fd and nailed a 51 yd fg on the 1H final play and had a 343-170 yd edge. FSU25 went 75/8pl for a td, 38-7 (11:45). FSU was int'd at the BC19 and FSU went 67/9pl for a 26 yd fg, 41-7 (3:43). FSU went 77/10pl for a td. FSU went 60/8 for a 38 yd fg, 51-7 (6:53). BC gained 30 yds on its final drive. FSU 30-201-448-2 BC 18-96-129-1

**NORTH CAROLINA (-14-) 27 East Carolina 6** - We used NC as the NC Sportsline Comp College play. The first 3 poss were punts and NC went 91/11pl for a td (5:50). EC went 70/14pl for a 22 yd fg, 7-3 (14:15). NC went 72/14pl settling for a 22 yd fg, 10-3 (7:27). EC went 66/15pl for a 26 yd fg, 10-6 (1:29). NC24 went 54/8pl but missed a 34 yd fg. At half NC had a 248-162 yd edge but only led 10-6. 3Q opened with 2 punts. NC got a 1pl, 62 yd td pass to Tapley. EC was sk'd and fmbld at their own 15 and 4pl later NC punted it in for a td, 24-6 (7:55). 2 punts. EC10 went 37/9pl but on 4&6 punted 30 yds to the 23. A blk in the back brought it back to the 15. NC went 49/8pl for a 42 yd fg, 27-6 (3:36). EC punted with 1:35 left and NC41 gained 39 yds on the final 3pl to the 20. NC 23-129-321-0 EC 13-109-124-1

**Bowling Green (-5) 24 AKRON 10** - The first 6 poss netted 6, 8, 11, 10, 8 and 7 plays with 15 fd's but all ended in punts. AU30 went 70/11 for a td, 7-0 (9:47 2Q). AU went 87/6 but fmbld at the 3 (4:32). 2 punts. BG was int at their own 42 and AU got a 46 yd fg 4pl later on a 10 yd "drive". AU had a 282-150 yd edge at the half. BG dominated the 2H going 78/7pl for a td, 54/10pl for a 26 yd fg, 91/4pl for a td and 41/7pl but missed a 24 yd fg and were up 17-10 (2:33). They drove 49/8pl for a td, 24-10 (6:48). 2 punts. AU was SOD at its own 43 w/:37 left punting on their first five 2H poss with just 2 fd's. BG 26-292-180-1 ARK 19-88-228-1

**Clemson (-13) 42 WAKE FOREST 13** - CU led 35-7 at the half and coasted in the 2H. The first 4 poss were all punts. CU went 80/8pl 4:03, 72/5pl 14:49, 80/7 8:36, 68/6 3:56 and after a WF fmbld, 19/4 all for td's, 35-0 w/1:18 left. WF went 75/6 and got an 8 yd td (:12). At half CU had a 343-105 yd edge. 3Q 3 punts. CU went 30/6pl and missed a 48 yd fg 8:43. WF went 69/4pl for an

18 yd td pass, 35-13 (7:45) xpng. Surprisingly WF punted on 4&1 from their own 33 w/2:55 left 3Q and there were 4 str punts after the WF td. CU went 86/13 for a td (8:34). CU24 got 1 fd and punted (4:11) and WF19 got 30 fd's to the CU39 but on 4&6 fired incomp so CU took a knee. CU 26-101-433-0 WF 19-51-239-1

**ARIZONA (-7-) 52 Washington 17** - UW played better than the score indicates. UW went 55/14pl and settled for a 43 yd fg on a drive that incl a 4&3 conv at the AZ27. AZ went 75/7pl for a td. UW got 3 fd on an 11 pl drive and punted 27 yds to the 12. AZ went 81/10pl and got a 24 yd fg, 10-3 (:06). UW went 45/7pl but on 3&20 was int'd at the 16 and ret'd 43 yds. AZ went 41/11 for a td, 17-3 (8:19). AZ went 62/10 and converted on 4&1 at their own 37 then on 4&3 got a 33 yd td pass, 24-3 (4:43). UW25 went 75/5pl for a td, 24-10 (3:41). AZ25 got 1 fd and on the 3rd play a 53 yd td pass, 31-10 (2:37). AZ34 got 1 fd but was int'd and ret'd 47 yds to the 3 w/:27 left and UW got a 1 yd td on 3&gl with :03 left. At half AZ had a 339-247 yd edge. Both fmbld then AZ went 34/6 for a 17 yd td pass, 38-17 (12:23). AZ got a 63 yd IR td 3pl later, 45-17 (9:35). UW went 70/11 but was int'd at the GL from the 10 and ret'd 29 yds. 2 punts. AZ went 46/8pl for a 2 yd td run, 52-17 (11:32) and UW went 50/14pl but on 4&16 was SOD at the AZ22 with 6:27 left. ARZ 25-277-256-2 UW 23-124-256-3

**STANFORD 24 Washington St (+25) 17** - SU's opening drive went 33/8pl for a 42 yd fg, 3-0 (8:23). 4 punts. WSU12 went 88/11pl and got a 3 yd td pass, 7-3 (8:13). SU25 on 2&5 got a 70 yd td pass to lead 10-7 (7:26). WSU21 went 47/10pl but on 4&4 was SOD. WSU took over w/1:56 left and went 57/10pl for a 24 yd fg to tie it 10-10. At half WSU had a 226-112 yd edge. SU opened the 3Q with a 78/13pl drive for a td, 17-10 (8:04). 4 punts. WSU13 on 3&10 was int'd and ret'd 25 yds for a td and SU had some breathing room, 24-10 (10:43). WSU25 went 75/12pl for a 10 yd td pass, 24-17 (6:29). WSU20 went 52/11 and on 4&20 they got a 24 yd pass to the 9 and still had a shot but took a 9 yd sk and a 9 yd sk and the clock ran out. SU 13-120-136-0 WSU 25-16-401-1

**OKLAHOMA ST 55West Virginia 34** - OSU's opening drive went 78/5pl for a td. The forced WV to punt on their first 3 poss. OSU went 68/9pl for a td, 14-0 (3:07). WV went 75/6 incl a 4&13 conv with bkp Millard at qb but OSU ret'd the KO 76 yds for a td, 21-7 (:40). WV went 73/6pl and converted on 4&1 but on 4&gl from the 2 was SOD. WV went 61/10pl and got a 17 yd td pass 4pl after converting on 4&5, 21-14 (5:45). OSU went 59/12pl for a 48 yd td pass. WV fmbld the KO at their own 14 but OSU settled for a 26 yd fg, 31-14 (2:38). After 2 PF on the KO, they started at the OSU59 and went 15/4pl getting a 41 yd fg to pull within 31-17 (:55). 3Q opened with WV12 getting a 75 yd pass to the OSU13 and a td 2pl later, 31-24 (12:32). OSU punted and Austin was telling the players to get away from it but the ball hit him and OSU went 12/3pl for a td, 38-24 (10:19). WV went 40/9pl for a 37 yd fg, 38-27 (5:58). OSU was int'd and ret'd to the 1 and Smith got a qb run on the net play 38-34 (5:20). OSU32 went 52/9pl for a 32 yd fg and 80/8pl for a 20 yd td pass, 41-34 (2:22). WV on 4&6 was SOD at their own 39 and the Cowboys added a td 3pl later, 55-34 (9:50). Each team punted with WV partially blk the punt and only went 28 yds. WV(OSU49) went 44/13 but on 4&gl from the 5 fired inc w/1:21 left. OSU 21-151-292-0 WV 26-78-401-3

**ALABAMA 33 Mississippi (+30-) 14** - Each punted to open and Bama41 went 38/8pl for a 38 yd fg (7:17). After a 19 yd UM punt Bama went 32/5pl for a 3 yd fg, 6-0 (3:03). UM went 75/13pl and got a 1 yd td run by Scott, it was the first time Bama trailed in a game in reg in 603min/46 sec dating back to 2011's Tenn game. It was short lived as they got a 99 yd KR td by Christian Jones 7-6 (13:40). UM was int 3pl later and went 35/4pl for a td 20-7 10:30. UM was int'd but Bama fmbld back on the int but UM was int'd again 3pl later and Bama went 68/13pl for a td with 1:37 left to lead 27-7. Bama had a 188-101 yd edge and the 3Q opened with 3 punts. UM went 70/16pl and got a 12 yd td run by Mackey. 2 punts. Bama went 51/13pl for a 26 yd fg 27-14 (6:35). Bama took over w/8:48 left and went 69/12pl adding a 24 yd fg with 1:41 left. ALA 17-125-180-1 MISS 16-218-138-3

**Ulm (-20) 63 TULANE 10** - ULM was in a flat spot and was a rare large away fav, the first time they'd been a 17+ AF and had just played 3 BCs bowls (2 close losses, 1 upset). TLAN was w/o QB Ryan Griffin and DJ Ponder hit 21-24-160 yds (3 int). Orleans Darkwa played. They went 84/5pl for a td 12:54. TLAN25 got 2 fd incl a 4&1 conv but was int'd and ret'd 49 yds to the 3 and fmbld into the EZ and fell on it for a td, 14-0 (3:45). ULM45 brought Wells in at QB and was int'd and TLAN(ULM40) got a 54 yd fg, 21-3 (12:25). ULM19 went 81/9pl for a 29 yd td pass. ULM went 64/3pl for a 37 yd td pass, 35-3 (5:10) and had a 295-42 yd edge at the half. ULM opened the 3Q with a 50/5pl drive for a td then went 85/5pl for a td, 49-3 (9:16). 2 punts. ULM got a 3 yd IR td with TLAN pinned at their 10, 56-3 (5:55). TLAN went 50/11pl and fmbld at the ULM25. TLAN went 39 yds and got an 18 yd td run 56-10 (12:35). ULM was int and ret'd to the own 17 but TLAN on 3&10 was int'd at the 5. 2 punts. ULM net 95/5pl and got a 42 yd td run, 63-10 w/2:50 left. ULM 28-222-331-7 TLAN 11-(9)-160-4

**Oregon (-29) 59 CALIFORNIA 17** - UO suffered inj's to their entire D-line. QB Mariota tied a schl record with 6 td passes. Cal was playing w/o QB Maynard and WR Keenan Allen but surprisingly only trailed 17-10 when they missed a 48 yd fg w/2:02 left in

the half. UO went 69/8pl getting a td w/:44 left to give them the momentum and they ghad a 287-193 yd edge at half. UO was SOD on 4&4 at the Cal26 and Cal went 74/9pl for a td to make it 24-17 (10:00) and UO punted on their next pass but Cal15 got 1 fd and was int'd at their 35 and Mariota hit a 35 yd td pass on the next play. Cal went for it on 4&12 at the Duck36 and was SOD. UO went 64/5pl, 56/7pl, 25/4 (after int), 71/11pl for td's on their next 4 pass (3:48). Cal fmbld at the Duck29 and UO got 1 fd and took a knee. UO 32-180-395-0 CAL 19-236-113-3

**Tcu 24 SMU (+15') 16** - TCU only had 156 yds but held SMU to 220. The first 3 pass were punts. TCU fmbld but SMU fmbld back 2pl later at their own 41 and TCU went 51/5pl for a td, 7-0 (5:27). SMU was int and ret'd 51 yds to the 8. Pachall hit Tucker with a 2 yd td pass, 14-0 (2:24). SMU went 86/10pl for a td, 14-7 (9:26). 4 punts. TCU got a 64 yd PR to the 4 setting up a 4 yd td and a 21-7 lead. SMU(TCU39, 45 yd KR, PF) got 1 fd and got a 29 yd fg. TCU got a 63 yd KR but missed a 54 yd fg on the last play of the half. A PF all'd SMU to try a 54 yd fg and they missed it. The 3Q opened with 2 punts. TCU went 65/13pl but had a bad snap on a fg and lost 8 yds. SMU got 1 fd and was int'd. SMU15 got 1 fd and was int at the TCU45. SMU15 got 1 fd and was int'd at their own 31. TCU got a 43 yd fg on an 11pl drive. SMU27 got a 24 yd pass but was int at the 33. TCU went 3&out the P fmbld the snap and SMU took over at the 1. After a sk on 4&9 fired inc. TCU mishandled the punt and lost 22 yds back to their 35 and SMU got a 29 yd td pass w/2:08 left to pull within 8. TCU46 got 1 fd but on 4&3 came up short took over at the 33. On 4&1 they were int'd on a deep pass at the TCU6 on the final play. SMU 12-30-190-6 TCU 11-54-102-2

**Ball St (+6') 34 TOLEDO 27** - Wed night ESPN. TU had a 526-446 yd edge and a 3-1 TO edge but lost by 7. BG was our Marq Play. BS opened 82/11pl and 87/7pl for td's, 14-0 (4:21). TU went 86/8pl for a td then 66/8pl for a 29 yd fg, 14-10 (12:33). BS was int'd at the TU19. TU went 59/12pl but fmbld at the BS25 and it was ret'd to their 11. BS got a 24 yd fg, 17-10 (4:13). TU went 80/8pl for a 4 yd td w/:54 left 1H to tie it at 17 and had a 350-227 yd edge. BS39 went 61/10pl for a td to open the 3Q then after a PF on the PR, started at the TU40 and missed a 35 yd fg 6pl later 7:03. TU went 75/14pl settling for a 14 yd fg after 1&gl at the 7 (1:52). TU went 25/4pl and on 4&1 got a 16 yd td run, 27-24 and the lead with 14:56 left. BS went 58/12pl settling for a 38 yd fg to tie at 27 (9:41). TU18 went 68/7pl. This time on 4&1 they were SOD at the BS14 with 6:02 left and BS went 86/11pl for a td with 1:43 left. 34-27. TU on 4&7 were SOD at their own 27 (:51). BS 29-166-280-3 TU 25-311-215-1

**Notre Dame (+12') 30 OKLAHOMA 13** - OU's first pass got 4 fd but Jones came up the LOS on fd to change the play and the C snapped it for a 19 yd loss and they had to punt. OU went 71/8pl but settled for a 28 yd fg, 3-0 (7:12). ND got a 62 yd td run by Woods 2pl later, 7-3 (6:24). 5 punts. ND19 went 64/13pl for a 34 yd fg, 10-3 (5:58). OU21 went 66/14pl, the Belldozer came in and got the first rushing td of the yr vs ND's D. He was 9 yds deep in the EZ celebrating and a flag was called for holding wiping it out. OU settled for a 30 yd fg, 10-6 w/:43 left 1H. At half OU had 13-6 fd and 197-161 yd edges. ND opened the 3Q with a 60/13pl drive missing a 36 yd fg 8:06. ND went 70/13pl for a 44 yd fg, 13-6 (13:57). At midfield Golson was hit and OU ret'd a fmbld for a td but it was ruled down. 2 punts. OU went 52/7pl and this time Bell's 1 yd td run was not taken off the board, 13-13 (9:10). OU got a 52 yd pass to Jackson to the 15. On 3&1 Golson got a 1 yd td run, 20-13. OU25 got 1 fd and then a tipped pass was int'd by Teo and ND got 1 fd on a 46 yd fg, 23-13 (3:23). OU19 had a snap go through the legs of Jones who tracked it down and threw it and it was caught but for a 9 yd loss. On 4&9 Clay dropped what would have been a fd pass. ND went 20/3pl for a 15 yd td for a misleading 30-13 (1:36). OU went 52/6pl and got another td, 30-20 but they overturned it on review and marked it down at the 1. They had a td by Stills called back on PI and finally took a sk on 2&22 on the final play. ND 18-215-188-0 OU 22-15-364-1

**IOWA (-6') 31 Minnesota 13** - Iowa was off a loss, playing with revenge with everyone dumping on them during the week. IU opened with a 49/6pl drive for a fg (12:35). UM10 got 1 fd and was int'd (10:34). 4 punts. IU went 84/6pl and got an 80 yd td run. The drive incl a 44 yd run by Weisman and an 8 yd td run by Weisman, 10-0 (14:55). UM went 3&out (13:12) and IU(UM47) got a 47 yd td pass on the next play, 17-0 (13:09). UM went 3&out 11:40 and IU went 52/6pl fro a td, 24-0 (8:50). UM went 3&out 6:31 and IU went 45/11p getting to the UM40 but let the clock run out. IU had a commanding 327-75 yd edge at half. UM fmbld on the 5th play of the 3Q at the IU45. UM went 75/10pl for a td, 24-7 (7:12). UM16 got 1 fd but was int'd (4:24). 3 punts. UM24 got 2 fd but on 4&6 was int'd and ret 68 yds for a td with 5:15 left. UM20 went 80/11pl getting a garbage td w/:41 left. IOWA 15-182-192-0 MIN 15-102-197-4

**CONNECTICUT 24 Buffalo (16') 17** - CT took their opening drive 56/9pl settling for a 29 yd fg, 3-0 (10:10). BUF surprisingly went 75/9pl and on 4&5 got a 30 yd pass to the 4 and a 4 yd td run by Murray on the next play, 7-3 (6:12). BU rec'd the onside kick at the 50 but went 3&out. CT7 went 93/10pl for a 35 yd td 10-7 (14:54). CT25 got 1 fd and a 50 yd td run on 3&1, 17-7 (10:56). BU39 got 2 fd to the CT32 but was int on a 1-handed catch at the 25 8:17.

UB27 got 1 fd and punted 4&8, 3:50 and the punter dropped the snap and CT rec'd at the BUF40 but punted on 4&12 (2:23). At half CT had a 243-160 yd edge. CT26 got 2 fd's and an int was dropped and they punted. CT got 2 fd to the BUF44 and an int was dropped and they punted. CT went 46/7pl and on 4&1 got a 2 yd td run, 24-7 (5:03). 2 punts. BU13 got 2 fd and on 2&10 got a hook and ladder pass for a 48 yd td as Nunes caught it 2 yds out and pitched to Murray for the td. 5 punts. BU went 64/7pl for a 45 yd fg, 24-17 (2:32). BU20 got 1 fd and was SOD on 4&4 at their own 40 w/:12 left. CONN 16-133-227-0 BUF 13-141-220-2

**KENT ST (-3') 41 Western Michigan 24** - Somewhat misleading loss. KSU opened with a 70/4pl drive for a td. 2 punts. WM got an 81 yd td pass, 7-7 (8:48). WM went 45/11pl but fmbld at the KSU31. KSU went 40/8pl for a 46 yd fg. 2 punts. WM fmbld at their own 40 and KSU went 48/8pl converting on 4&3 and then on 4&1 for the td on a 19 yd run (9:22). WM25 went 66/16pl settling for a 27 yd fg. Each team tossed an int and it went to half where WM had 282-190 yd and 15-8 fd edges but trailed by 7. WM opened the 3Q with a 68/11 drive for a td and KSU fmbld 4pl later. WM went 47/9pl for a td and a 24-17 lead 5:19. KSU went 74/10pl and on 3&13 got a 17 yd td pass (24-24 :48). KSU went 85/5pl for a td 31-24 (12:35). WM threw an int on the next play. KSU(WM27) got a 23 yd fg, 34-24 (12:35). WM went 58/11 and had a 2&6 at the 11 when Fields fmbld and Batton ret'd it 85 yds for a td and instead of closing it to a 1 score game, it opened up to 41-24 (6:32). Five plays later WM was int'd at their own 49. WM11 got 1 fd and punted (1:10) and KSU did get a 26 yd run before taking a knee. KSU 19-181-203-2 WM 27-143-333-6

**AIR FORCE 48 Nevada (+7) 31** - AF25 went 48/12pl and got a 45 yd fg. The drive stalled on a 14 yd loss on a fumble back at the 21. NV went 3&out. AF fmbld on the first play and NV went 35/7pl for a td 7-3 (5:50). AF went 75/9 2:56 and 95/8pl for td's (12:18), 17-7. The next 4 pass were rd long td drives of 7,9,9 and 6 plays, 31-21 2:52. NV was SOD on 4&10 at the AF40 on the final play of the half. NV opened the 3Q with a 39/7pl drive but was SOD at the AF28 on 4&2. AF fmbld 2pl later and NV went 57/6pl for a td. AF went 75/15 incl 4&6 and 4&3 3rd down conversions. NV went 59/11 incl a 4&3 conv but settled for a 26 yd fg, 38-31 (14:57). AF went 73/14pl for a td 9:33. After a 3&out AF went 89/11 for a 20 yd fg 48-31 (2:27). NV was int'd 2pl later and AF lost 7 yds taking a knee. AF 36-461-139-2 NEV 21-169-211-1

**UNLV (-3') 35 New Mexico 7** - LV's first drive went 48/7pl but they fmbld at the A&M31. A&M went 80/9pl for a td, 7-0 (4:33). LV went 78/11pl for a td, 14-0 (11:16). LV went 97/3pl on a drive that started with a 62 yd run by Cornette, then a 9 yd td run 21-0 (6:56). NM28 went 40/10pl but on 4&10, fired inc at the LV32. LV got 3 fd's to the 20 but was int'd at the 5 w/:12 left 1H. At half LV had a 351-103 yd edge. NM went 77/9pl for a td, 21-7 (8:11). 2 punts. LV20 on 3&5 got a 75 yd td pass, 28-7 (:00). NM28 went 63/12pl but was int'd at the GL from the 9 and ret'd 32 yds. LV32 was int'd 2pl later and ret'd 19 yd st to the LV24. On 4&1 NM was SOD. LV16 went 84/4pl with a 58 yd td run by Randel. A 3&4 FM kept the drive alive prior, 35-7 3:12. NM20 went 36/7pl getting 3 fd's to the LV36. UNLV 21-241-289-3 NM 22-307-43-1

**Ohio St (+2') 21 WISCONSIN 14 OT** - UW took their 2nd pass 69/10 and had a fd at the OSU28 but punted. OSU got a 68 yd PR td with 1:58 left. OSU31 went 69/8pl for a 59 yd td, 14-0 (11:27). UW went 82/8pl and got a 7 yd td run by Ball, 14-7 (7:30). 4 punts. At the half UW had a 201-151 yd edge but trailed. 3Q 3 punts. UW went 62/5pl and missed a 40 yd fg (14:56). UW went 43/9pl and they reviewed the spot as to whether 3&2 as a fd and it looked like it was but the play stood and on the next play on 4&1 Ball reached for the EZ and it hit some ones helmet and it was a fmbld. OSU6 went 3&out punting w/1:33 left. UW went 41/9pl and got a 5 yd td pass w/:08 left to force OT. OSU needed 4 plays for a td and OT and UW on 4&6 fired inc. OSU 15-139-97-0 WIS 20-206-154-1

**FRESNO ST (-3) 45 Hawaii 10** - UH punted and FSU46 on 4&3 gained 1 yd. FSU went 80/6pl for a td while UH was sk'd and fmbld, FS got a 47 yd td pass, 14-0 (8:00). After a 24 yd punt OOB FSU went 40/8pl for a td, 21-0 (3:14). FSU went 60/3pl for a 51 yd td run by Rouse, 28-0 (13:47). 2 punts. UH went 59/11pl for a 49 yd fg, 28-3 (7:03). FSU went 73/10pl for a 45 yd td pass w/3:17 left, 35-7. FSU17 went 83/9 and got a 31 yd td pass on 3&10 w/:03 left, 42-3. FSU had a commanding 398-98 yd edge at the half. UH missed a 43 yd fg to star the 3Q and FSU went 60/10pl for a 32 yd fg, 45-3 (6:51). UH was int'd on 2&10 at the FSU12 and UF fmbld at their own 12 but FSU after converting on 4&4, on 4&4 was SOD at the UH4 13:38. FSU was int'd at the UH20 with 11:06 left. 2 punts. FSU went 75/7pl for a td with 3:06 left, 45-10. FSU26 punted on the final play. FSU 18-4-151-328-1 HAW 17-300-79-221-3